

Small Engine





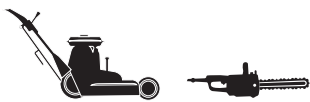
KW HP



R



ACME										
Mowers	ALN215 / ALN290 / ALN290 WB / ALN330 WB					W16FP-U	4019	W16FPR-U	4192	0,7
Mowers	AT220 / AT220B / AT330					W16FP-U	4019	W16FPR-U	4192	0,7
Power Equipment	A180 / A180B / A220 OHV / A 230 B					W16FP-U	4019	W16FPR-U	4192	0,7
Power Equipment	A 220 B		220 cc			W14F-U	4012	W14FR-U	4017	0,7
Power Equipment	A 349 / A 360							W14FPR-U	4184	0,7
Power Equipment	ACT280		275 cc	6,6	9,0			Q16PR-U	3137	0,8
Power Equipment	ACT340		338 cc	8,1	11,0			Q16PR-U	3137	0,8
Power Equipment	AL65 / AL70 / AL75					W16FS-U	3034	W16FSR	3033	0,5
Power Equipment	AL480 / AL480 WB / AL550 / AL550 WB					W16FP-U	4019	W16FPR-U	4192	0,7
Power Equipment	AL550WP					M14	5001			0,6
Power Equipment	FE82	Gasoline				L14-U	5000	L14R-U	5049	0,6
Power Equipment	VT88 / VT94					W16FP-U	4019	W16FPR-U	4192	0,7
Power Equipment		(Ø 14mm thread) Kerosene				W16FS-U	3034	W16FSR	3033	0,8
Power Equipment		(Ø 18mm thread) Kerosene				M14	5001			0,8
Power Equipment		(Ø 14mm thread) Gasoline				W16FS-U	3034	W16FSR	3033	0,8
Power Equipment		(Ø 18mm thread) Gasoline				L14-U	5000	L14R-U	5049	0,8
AGRIA										
Brushcutters	0300	Rotax Engine				M14	5001			0,5
Brushcutters	3400	2-Stroke Rotax Engine				W16FS-U	3034	W16FSR	3033	0,6
Brushcutters	3400	4-Stroke MAG Engine				W16FS-U	3034	W16FSR	3033	0,6
Brushcutters	5100	Kawasaki Engine				W20M-US	6036	W20MR-U	6025	0,5
Brushcutters	5200	B & S Engine				W9LM-US	6057	W9LMR-US	6071	0,5
Brushcutters	5300	B & S Engine				W9LM-US	6057	W9LMR-US	6071	0,5
Brushcutters	5400	Rotax Engine				M14	5001			0,5
Brushcutters	5500	2-Stroke Rotax Engine				W16FS-U	3034	W16FSR	3033	0,5
Brushcutters	5500	4-Stroke Rotax Engine				M14	5001			0,5
Brushcutters	IT 25	Kawasaki Engine				W22M-US	6048			0,5
Brushcutters	IT 35 / 45 / 48					W22M-US	6048			0,5
Cultivators	0400	B & S Engine	2,6	3,5		W9LM-US	6057	W9LMR-US	6071	0,6
Cultivators	5200	B & S Engine				W9LM-US	6057	W9LMR-US	6071	0,5
Cultivators	5300	B & S Engine				W9LM-US	6057	W9LMR-US	6071	0,5
Motor Cultivators	0200	2-Stroke F & S Engine				W16FS-U	3034	W16FSR	3033	0,5
Motor Cultivators	0200	4-Stroke B & S Engine				W9LM-US	6057	W9LMR-US	6071	0,5
Motor Cultivators	0500	Kawasaki Engine				W14LM-US	6035	W14LMR-US	6072	0,5
Motor Cultivators	100 - 3	B & S Engine				W9LM-US	6057	W9LMR-US	6071	0,5
Motor Cultivators	100 - 4	B & S Engine				W9LM-US	6057	W9LMR-US	6071	0,5
Motor Cultivators	100 - 5	B & S Engine				W9LM-US	6057	W9LMR-US	6071	0,5
Motor Cultivators	1000 - 4	B & S Engine				W9LM-US	6057	W9LMR-US	6071	0,5
Motor Cultivators	2100		3,3	4,5		M14	5001			0,5
Motor Cultivators	3000		3,3	4,5		M14	5001			0,5
Motor Cultivators	3001	Minsel				W20FS-U	3073	W20FSR-U	6053	0,7
Motor Cultivators	3100	4-Stroke B & S Engine				W9LM-US	6057	W9LMR-US	6071	0,5
Motor Cultivators	3100 (L101)	2-Stroke JLO Engine		4,5		W14LM-US	6035	W14LMR-US	6072	0,5
Motor Cultivators	6000		4,8	6,5		M14	5001			0,5
Mowers	5200R	Aspera Engine	2,6	3,5		W14LM-US	6035	W14LMR-US	6072	0,5
Mowers	5200R	F & S Engine	2,6	3,5		W16FS-U	3034	W16FSR	3033	0,5
Mowers	5200R	Hirth Engine	2,6	3,5		M22	5003			0,5
Mowers	SW 519 / 521 / 621	Iseki / Kawasaki Engines				W16EP-U	3018	W16EPR-U	3021	0,6
Snowthrowers	7200 - 11	B & S Engine	9,2	12,5		W9LM-US	6057	W9LMR-US	6071	0,5
Snowthrowers	7200 - 2	Tecumseh Engine	1,5	2,0		W16PR-U			3037	0,5
Snowthrowers	7200 - 8	B & S Engine	5,9	8,0		W9LM-US	6057	W9LMR-US	6071	0,5
Tractors	2400	2-Stroke JLO Engine				W16FS-U	3034	W16FSR	3033	0,5
Tractors	2400	4-Stroke MAG Engine				W16FS-U	3034	W16FSR	3033	0,5
Tractors	3200	Kawasaki Engine	4,4	6,0		W14-US	6033			0,5
Tractors	3400	Rotax Engine				W16FS-U	3034	W16FSR	3033	0,5
Tractors	5500	2-Stroke Rotax Engine				W16FS-U	3034	W16FSR	3033	0,5
Tractors	5500	4-Stroke MAG Engine				W16FS-U	3034	W16FSR	3033	0,5
Tractors	6300	Renault Engine	19,9	27,0		W20FP-U	3068	W20FPR-U	3070	0,6
Tractors	6900 - 1	Renault Engine	19,1	26,0		W20FP-U	3068	W20FPR-U	3070	0,6
Tractors	6900 - 2	Renault Engine	25,7	35,0		W20FP-U	3068	W20FPR-U	3070	0,6
Tractors	9300	Renault Engine	18,4	25,0		W20FP-U	3068	W20FPR-U	3070	0,6
AL - KO										
	25-48S	Aspera Engine				W14LM-US	6035	W14LMR-US	6072	0,6
	30-38 / 25-38 / 30-48 / 35-48	B & S Engine				W9LM-US	6057	W9LMR-US	6071	0,7
	30-38HM / 30-48S / 30-48HS	Aspera Engine				W14LM-US	6035	W14LMR-US	6072	0,6
	30-48S / 30-48HS / 35-48SM / 35-48HM	B & S Engine				W14-US	6033			0,6
	35-48SM / 35-48HM / 40-48AP	Aspera Engine				W14LM-US	6035	W14LMR-US	6072	0,6
	GLB 380 / G.B410					W14LM-US	6035	W14LMR-US	6072	0,6
	Super 66 / 66E / 80E	B & S Engine				W9LM-US	6057	W9LMR-US	6071	0,6
Brushcutters	250	Trimmer				T20MP-U	6040			0,6



KW HP



R



AL - KO <i>continued</i>									
Brushcutters	710	Aspera Engine			W14-US	6033			0,5
Brushcutters	HS4300 / HS5300				T20MP-U	6040			0,6
Cultivators	300B / 400B	Aspera Engine			W14-US	6033			0,5
Cultivators	Alko Trac 1082	B & S Engine			W9LM-US	6057	W9LMR-US	6071	0,5
Cultivators	FB25 - 80 RT	B & S Engine			W9LM-US	6057	W9LMR-US	6071	0,6
ALLEN									
	215 / 216 / 218 / 218JLO / 221 / 421				W14-US	6033			0,7
	Allen Mayfield	Kohler Engine			W14-US	6033			0,6
	Challenger / Allen National	B & S Engine			W9LM-US	6057	W9LMR-US	6071	0,7
	Mational 84				W16LS	3035			0,7
	Merlin / Lawnranger / Parkranger				W14-US	6033			0,7
	National 68 / Greenfield 12	B & S Engine			W14-US	6033			0,7
	National 68	Kawasaki Engine			W16FP-U	4019	W16FPR-U	4192	0,7
	Scavenger Leaf Vacuum				W14-US	6033			0,7
Brushcutters	20 SDS				W20M-US	6036	W20MR-U	6025	0,7
Brushcutters	Deluxe 22 / Domestic 22 (Zenoah)				W20M-US	6036	W20MR-U	6025	0,5
Brushcutters	Mini 17 / Mini 22 / BT22 / Reciprocator				W20M-US	6036	W20MR-U	6025	0,7
Brushcutters	Pro 37 (Zenoah)				W16FS-U	3034	W16FSR	3033	0,5
Brushcutters	Pro 43 / BT19				W20MP-U	6023			0,7
Brushcutters	Super 22 / Mini 22 / Mini 26 / Pro 26				W22M-US	6048			0,7
Brushcutters	Super 657	Tecumseh Engine			W20M-US	6036	W20MR-U	6025	0,8
Chainsaws	HF 108 / STP102				W20M-US	6036	W20MR-U	6025	0,6
Chainsaws	HF 750				W14M-US	6034	W14MR-U	6019	0,6
Chainsaws	HT 230A				W22M-US	6048			0,6
Hedge Trimmers	Easitrim (KT12)	Kawasaki Engine			W22M-US	6048			0,5
Lawn Tractors	832 Lawnride	B & S Engine			W9LM-US	6057	W9LMR-US	6071	0,7
Mowers	120cc	Suzuki Engine			W22MP-US	6049	W22MPR-U	6043	0,8
ALLIS CHALMERS									
Chainsaws	65 / 75 / 75A / 95 / 195 / 295				W20M-US	6036	W20MR-U	6025	0,7
Mowers	All Models				W9LM-US	6057	W9LMR-US	6071	0,8
ALPINA									
Brushcutters	18TS				W22MP-US	6049	W22MPR-U	6043	0,5
Brushcutters	160 Green / 180 Jolly / 210 Flex				W22M-US	6048			0,5
Brushcutters	232 / 238 / 332 / 338				W22MP-US	6049	W22MPR-U	6043	0,5
Brushcutters	504i / 600i / Prof 200				W22MP-US	6049	W22MPR-U	6043	0,5
Brushcutters	Vip 21 / 25 / 30 / 34				W22MP-US	6049	W22MPR-U	6043	0,5
Brushcutters	Vip 34 Duplex / Flex				W22MP-US	6049	W22MPR-U	6043	0,5
Chainsaws	330 / 380 / 432 / 438				W22MP-US	6049	W22MPR-U	6043	0,5
Chainsaws	A-35 / A-40/ A40E / A70 / O-70 / O-70S / A-9				W22MP-US	6049	W22MPR-U	6043	0,5
Chainsaws	Forest 120 / P34				W22MP-US	6049	W22MPR-U	6043	0,5
Chainsaws	Prof : 41 / 45 / 55 / 56 / 65 / 66 / 70 / 90 / 120				W22MP-US	6049	W22MPR-U	6043	0,5
Chainsaws	Vip 20 / 24 / 32				W22MP-US	6049	W22MPR-U	6043	0,5
Mowers	Hobby 202 / Elite 40L / Elite 404				W14LM-US	6035	W14LMR-US	6072	0,6
AMF									
Mowers	All Models				W9LM-US	6057	W9LMR-US	6071	0,8
ARGO									
Mowers		B & S Engine			W9LM-US	6057	W9LMR-US	6071	0,8
ARIENS									
		Kawasaki Engine	6,6	9,0	W16EP-U	3018	W16EPR-U	3021	0,7
		Kawasaki Engine	9,2	12,5	W20M-US	6036	W20MR-U	6025	0,7
		Sachs Engine			W16P-U	3036	W16PR-U	3037	0,6
		Tecumseh Engine			W20M-US	6036	W20MR-U	6025	0,7
		B & S Engine			W9LM-US	6057	W9LMR-US	6071	0,7
		Lauson Engine			W14-US	6033			0,6
Blowers, Trimmers, Tractors		B & S Engine			W9LM-US	6057	W9LMR-US	6071	0,7
Blowers, Trimmers, Tractors		B & S Engine					Q16PR-U	3137	0,8
Blowers, Trimmers, Tractors		Clinton Engine			W14L	6013			0,7
Blowers, Trimmers, Tractors		Kohler Engine	5,9 - 12,5	8 - 17	W14L	6013			0,7
Blowers, Trimmers, Tractors		Kohler Engine					Q16PR-U	3137	0,8
Blowers, Trimmers, Tractors K181		Kohler Engine			W14-US	6033			0,6
Blowers, Trimmers, Tractors KT17		Kohler Engine					T14PR-U	5020	0,6
Blowers, Trimmers, Tractors		Mitsubishi Engine			W22MP-US	6049	W22MPR-U	6043	0,7
Blowers, Trimmers, Tractors		Tecumseh Engine			W14-US	6033			0,6
Blowers, Trimmers, Tractors		Wisconsin Engine			L14-U	5000	L14R-U	5049	0,8
Mowers		B & S Engine			W22MP-US	6049	W22MPR-U	6043	0,6
Mowers		Sachs Engine			W22MP-US	6049	W22MPR-U	6043	0,6



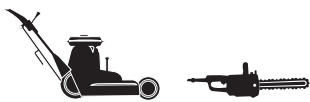
KW HP



R



ARIENS <i>continued</i>							
Mowers	All Other Models				W20M-US	6036	W20MR-U 6025 0,8
ARKOS (EMAK)							
	S 30 / S 40 / S 50				W22MP-US	6049	W22MPR-U 6043 0,5
	S 100				W22MP-US	6049	W22MPR-U 6043 0,5
	AM 140 / AM 180				W22MP-US	6049	W22MPR-U 6043 0,5
	SA 18 / SA 30 / SC 2 / SC 23 / SC 33 / SP 26E				W22MP-US	6049	W22MPR-U 6043 0,5
ARTISAN							
Mowers	All Models				W9LM-US	6057	W9LMR-US 6071 0,8
AS - MOTOR							
Mowers	AS21AH4 / AS21H6 / AS21AH6				W16FS-U	3034	W16FSR 3033 0,5
Mowers	AS26AH6 / AS26H8 / AS26AH8				W16FS-U	3034	W16FSR 3033 0,5
Mowers	AS42B6 / AS42H6				W16FS-U	3034	W16FSR 3033 0,5
Mowers	AS45 / AS53B8 / AS53BHR				W16FS-U	3034	W16FSR 3033 0,7
Engines	AS120 (A, B, C, D)	120 cc	2,9	4,0	W16FS-U	3034	W16FSR 3033 0,5
Engines	AS165 (A, D, E, F, G)	165 cc	4,5	6,0	W16FS-U	3034	W16FSR 3033 0,5
ASPLUNDH							
Power equipment	Jex 4-Cyl 172 cu.in			Ford Engine	W14L	6013	
Power equipment	Jex 6-Cyl 300 cu.in			Ford Engine			MA20R-U 5014 0,7
Power equipment	Jex V-8 330 cu.in			Ford Engine			MA20R-U 5014 0,7
ATCO							
				Aspera / Kohler Engines	W14-US	6033	
				B & S Engine	W14LM-US	6035	W14LMR-US 6072 0,6
				Tecumseh / Suffolk Eng.	W14-US	6033	
	12in. Standard / 14in. deluxe / 17in. deluxe				W14-US	6033	
	18in. Eighteen / 12in. deluxe				W14-US	6033	
	21in. / 18in. rotary				W20M-US	6036	W20MR-U 6025 0,7
	24in. / 30in. riding mowers / 28in.				W14-US	6033	
	34in. Groundsman / 20in. Toughout				W14-US	6033	
	EY14 (Robin)				W16FS-U	3034	W16FSR 3033 0,6
Mowers				B & S Engine	W9LM-US	6057	W9LMR-US 6071 0,8
Mowers				Suffolk Engine	W14-US	6033	
Mowers				Tecumseh Engine	W14-US	6033	
Mowers				B & S Engine	W9LM-US	6057	W9LMR-US 6071 0,8
BACHTOLD							
Mowers				B & S Engine	W9LM-US	6057	W9LMR-US 6071 0,8
Mowers	K 181			Kohler Engine	W14-US	6033	
BARK - BUSTER							
Log Splitters					W20M-US	6036	W20MR-U 6025 0,6
BARKER INDUSTRIES							
Chainsaws	50012			Chrysler Engine	W20M-US	6036	W20MR-U 6025 0,7
BARRUS							
Mowers	All Models			B & S Engine	W9LM-US	6057	W9LMR-US 6071 0,7
BCS							
Tractors	201 / 203 / 205 / 602				W16FS-U	3034	W16FSR 3033 0,8
Tractors	604 / 725 / 735				W16FS-U	3034	W16FSR 3033 0,8
Tractors	715 / 745			Kohler Engine	W16LS	3035	
BEAIRD - POULAN							
Blowers	940 / 960				W20M-US	6036	W20MR-U 6025 0,7
BERNARD MOTORS							
Chainsaws	BM 230.0,230.1,236.3,441.3,651.3				W20M-US	6036	W20MR-U 6025 0,6
BIG GIANT							
Log Splitters				B & S Engine	W20M-US	6036	W20MR-U 6025 0,6
BIG PRO							
Riding Mowers	M18			Kohler Engine			T14PR-U 5020 0,6
Riding Mowers	M20			Kohler Engine			T16PR-U 5025 0,8
BIG SNAPPER							
Mowers	All Models				L14-U	5000	L14R-U 5049 0,8



KW HP



R



BIG WHEEL										
Mowers		B & S Engine				W9LM-US	6057	W9LMR-US	6071	0,8
BILLY COAT										
Blowers		B & S Engine				W9LM-US	6057	W9LMR-US	6071	0,8
Blowers		Kawasaki Engine	5,5	7,5		W16FP-U	4019	W16FPR-U	4192	0,7
Blowers		Kohler Engine				W14-US	6033			0,8
Blowers	V8	Honda Engine	8,1	11,0		W20EP-U	3043	W20EPR-U	3047	0,6
Hedge Trimmers		B & S Engine				W9LM-US	6057	W9LMR-US	6071	0,8
Hedge Trimmers		Kawasaki Engine	5,5	7,5		W16FP-U	4019	W16FPR-U	4192	0,7
Hedge Trimmers		Kohler Engine				W14-US	6033			0,8
Hedge Trimmers	V8	Honda Engine	8,1	11,0		W20EP-U	3043	W20EPR-U	3047	0,6
BLAIR										
Mowers	All Models					W9LM-US	6057	W9LMR-US	6071	0,8
BLITZ										
Chainsaws	B34 / B35 / N38 / B42 / B45 / B50 / B52 / B54 / B55 / B60					W22MP-US	6049	W22MPR-U	6043	0,5
Chainsaws	B64 / B80 / B100F / B300 / B304 / B400 / B404 / B500					W22MP-US	6049	W22MPR-U	6043	0,5
Chainsaws	XB502 / B504 / B600 / B701 / B702 / B800 / B802 / B804					W22MP-US	6049	W22MPR-U	6043	0,5
BLUE BIRD - ZANE MOTORI										
	EBC 27E / EPM 27E / SEC 23E / SBC 23E					W16FS-U	3034	W16FSR	3033	0,5
	K25 / T25 / K29 / Z29					W22M-US	6048			0,5
	K40 / M40 / Z40 / ZM40					W16FS-U	3034	W16FSR	3033	0,6
	KA33 / KB33 / MA33 / MB33 / Z33 / ZM33					W16FS-U	3034	W16FSR	3033	0,6
	M27 / M34 / ZM27 / ZM34					W22M-US	6048			0,5
	NBC 31EAV / NBC 38EAV / NPM 31EAV					W16FS-U	3034	W16FSR	3033	0,6
	NBC 45E / NAC 52E					W16FS-U	3034	W16FSR	3033	0,6
	NPM 31 / NPM 38E / NPM 52E / NPM 45E					W16FS-U	3034	W16FSR	3033	0,6
BMB										
Mowers	All Models					W9LM-US	6057	W9LMR-US	6071	0,8
Mowers	All Models					W20M-US	6036	W20MR-U	6025	0,8
BOLENS (FMC)										
Chainsaws	3010 Thrifty / 3014 Swifty					W20S-U	3075	W20SR-U	3076	0,6
Chainsaws	3300 / 5500 / 5600 / 5700					W14L	6013			0,7
Chainsaws	All Others					W14-US	6033			0,7
Garden Tractors		B & S Engine				W9LM-US	6057	W9LMR-US	6071	0,8
Garden Tractors		Tecumseh Engine				W14-US	6033			0,7
Garden Tractors		Wisconsin Engine				L14-U	5000	L14R-U	5049	0,8
Garden Tractors	528	B & S Engine	3,7	5,0		W20M-US	6036	W20MR-U	6025	0,5
Garden Tractors	830 / 931	B & S Engine	5,9	8,0		W20M-US	6036	W20MR-U	6025	0,5
Garden Tractors	G-11-YT / H-11-YT	B & S Engine	8,1	11,0		W20M-US	6036	W20MR-U	6025	0,5
Garden Tractors	G-16-YT	B & S Engine	11,8	16,0		W20M-US	6036	W20MR-U	6025	0,5
Garden Tractors	G12XL / H12XL	Tecumseh Engine	8,8	12,0		W14LM-US	6035	W14LMR-US	6072	0,5
Garden Tractors	G16X - 1 / H16X - 1	Tecumseh Engine	11,8	16,0		W14LM-US	6035	W14LMR-US	6072	0,5
Garden Tractors	G16XT / H16XT	B & S Engine	11,8	16,0		W20M-US	6036	W20MR-U	6025	0,5
Garden Tractors	HH140 / HH160	Tecumseh Engine				W22FS-U	4025	W22FSR	4024	0,6
Garden Tractors	HT-23	Kohler Engine	16,9	23,0		W14L	6013			0,6
Garden Tractors	K361 / K532 / K562	Kohler Engine				W14L	6013			0,7
Garden Tractors	KT17	Kohler Engine						T14PR-U	5020	0,6
Mowers		B & S Engine				W9LM-US	6057	W9LMR-US	6071	0,8
Mowers		Tecumseh Engine				W14-US	6033			0,8
Mowers	8325	B & S Engine	2,6	3,5		W20M-US	6036	W20MR-U	6025	0,5
Mowers	8362	B & S Engine	2,9	4,0		W20M-US	6036	W20MR-U	6025	0,5
Mowers	8372	Tecumseh Engine	2,7	3,7		W14LM-US	6035	W14LMR-US	6072	0,5
Mowers	8554 / 8555E	Tecumseh Engine	3,7	5,0		W14LM-US	6035	W14LMR-US	6072	0,5
Mowers	8618	B & S Engine	2,6	3,5		W20M-US	6036	W20MR-U	6025	0,5
Mowers	8621	B & S Engine	2,6	3,5		W20M-US	6036	W20MR-U	6025	0,5
Mowers	8632 / 8635	B & S Engine	2,6	3,5		W20M-US	6036	W20MR-U	6025	0,5
Mowers	8648 / 8644	B & S Engine	2,9	4,0		W20M-US	6036	W20MR-U	6025	0,5
Mowers	8649	B & S Engine	2,9	4,0		W20M-US	6036	W20MR-U	6025	0,5
BOMBARDIER-ROTAX										
Engines	95	2-Stroke	94 cc	3,4	4,6	W20FS-U	3073	W20FSR-U	6053	0,5
Engines	150	2-Stroke	148 cc	4,3	5,8	M14	5001			0,5
Engines	182	2-Stroke	184 cc	4,6	6,2	W20FS-U	3073	W20FSR-U	6053	0,5
Engines	232	2-Stroke	232 cc	6,5	8,8	W20FS-U	3073	W20FSR-U	6053	0,5
Engines	299	2-Stroke	303 cc	8,8	12,0	M17	5002			0,5
Engines	500	2-Stroke, 2-Cyl.	494 cc	11,9	16,2	M14	5001			0,5
Engines	635	2-Stroke, 2-Cyl.	635 cc	28,0	38,5	M24S	5004			0,5



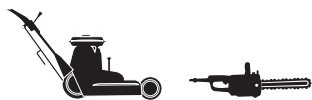
KW HP



R



BOMBARDIER-ROTAX <i>continued</i>									
Engines	FR 125 Max (Kart engine)		2-Stroke		125 cc		IW31	5319	0,6
Engines	FR 125 Max (Kart engine) (Light load)		2-Stroke		125 cc		IW27	5317	0,6
BRIGGS & STRATTON									
Engines	ELS	Series 125300	Extended Life Series	4,5	6,0		Q16PR-U	3137	0,7
Engines	ELS	Series 125400	Extended Life Series	4,5	6,0		Q16PR-U	3137	0,7
Engines	ELS	Series 28AH00	Extended Life Series	11,2	15,0		Q16PR-U	3137	0,7
Engines	ELS	Series 28BH00	Extended Life Series	11,9	16,0		Q16PR-U	3137	0,7
Engines	ELS	Series 28CH00	Extended Life Series	11,9	16,0		Q16PR-U	3137	0,7
Engines	ELS	Series 31J700	Extended Life Series	11,9	16,0		Q16PR-U	3137	0,7
Engines	ELS	Series 31K700	Extended Life Series	12,7	17,0		Q16PR-U	3137	0,7
Engines	ELS	Series 31L700	Extended Life Series	13,4	18,0		Q16PR-U	3137	0,7
Engines	ELS	Series 31M700	Extended Life Series	13,4	18,0		Q16PR-U	3137	0,7
Engines	ELS	Series 40F700	Extended Life Series	13,4	18,0		Q16PR-U	3137	0,7
Engines	ELS	Series 40G700	Extended Life Series	14,9	20,0		Q16PR-U	3137	0,7
Engines	ELS	Series 40H700	Extended Life Series	16,4	22,0		Q16PR-U	3137	0,7
Engines	ELS	Series 446700	Extended Life Series	19,4	26,0		Q16PR-U	3137	0,7
Engines	INTEK	Series 110400	Single cylinder OHV	4,5	6,0		Q16PR-U	3137	0,7
Engines	INTEK	Series 110600	Single cylinder OHV	4,5	6,0		Q16PR-U	3137	0,5
Engines	INTEK	Series 111400	Single cylinder OHV	4,5	6,0		Q16PR-U	3137	0,7
Engines	INTEK	Series 111600	Single cylinder OHV	4,5	6,0		Q16PR-U	3137	0,5
Engines	INTEK	Series 113400	Single cylinder OHV	4,5	6,0		Q16PR-U	3137	0,7
Engines	INTEK	Series 11C600	Single cylinder OHV	4,5	6,0		Q16PR-U	3137	0,5
Engines	INTEK	Series 120400	Single cylinder OHV	4,5	6,0		Q16PR-U	3137	0,7
Engines	INTEK	Series 120600	Single cylinder OHV	4,5	6,0		Q16PR-U	3137	0,5
Engines	INTEK	Series 121400	Single cylinder OHV	4,5	6,0		Q16PR-U	3137	0,7
Engines	INTEK	Series 121600	Single cylinder OHV	4,5	6,0		Q16PR-U	3137	0,5
Engines	INTEK	Series 122600	Single cylinder OHV	4,5	6,0		Q16PR-U	3137	0,5
Engines	INTEK	Series 123300	Single cylinder OHV	4,5	6,0		Q16PR-U	3137	0,7
Engines	INTEK	Series 123400	Single cylinder OHV	4,5	6,0		Q16PR-U	3137	0,7
Engines	INTEK	Series 123600	Single cylinder OHV	4,5	6,0		Q16PR-U	3137	0,7
Engines	INTEK	Series 124600	Single cylinder OHV	4,5	6,0		Q16PR-U	3137	0,7
Engines	INTEK	Series 125600	Single cylinder OHV	4,5	6,0		Q16PR-U	3137	0,5
Engines	INTEK	Series 127300	Single cylinder OHV	4,5	6,0		Q16PR-U	3137	0,7
Engines	INTEK	Series 127400	Single cylinder OHV	4,5	6,0		Q16PR-U	3137	0,5
Engines	INTEK	Series 127600	Single cylinder OHV	4,5	6,0		Q16PR-U	3137	0,5
Engines	INTEK	Series 128300	Single cylinder OHV	4,5	6,0		Q16PR-U	3137	0,7
Engines	INTEK	Series 128400	Single cylinder OHV	4,5	6,0		Q16PR-U	3137	0,7
Engines	INTEK	Series 12A300	Single cylinder OHV	4,5	6,0		Q16PR-U	3137	0,7
Engines	INTEK	Series 12A400	Single cylinder OHV	4,5	6,0		Q16PR-U	3137	0,7
Engines	INTEK	Series 12A600	Single cylinder OHV	4,5	6,0		Q16PR-U	3137	0,5
Engines	INTEK	Series 12B300	Single cylinder OHV	4,5	6,0		Q16PR-U	3137	0,7
Engines	INTEK	Series 12B400	Single cylinder OHV	4,5	6,0		Q16PR-U	3137	0,7
Engines	INTEK	Series 12B600	Single cylinder OHV	4,5	6,0		Q16PR-U	3137	0,5
Engines	INTEK	Series 12C600	Single cylinder OHV	4,5	6,0		Q16PR-U	3137	0,5
Engines	INTEK	Series 12D600	Single cylinder OHV	4,5	6,0		Q16PR-U	3137	0,5
Engines	INTEK	Series 12Z600	Single cylinder OHV	4,5	6,0		Q16PR-U	3137	0,5
Engines	INTEK	Series 121300	Single cylinder OHV	5,2	7,0		Q16PR-U	3137	0,7
Engines	INTEK	Series 126600	Single cylinder OHV	5,2	7,0		Q16PR-U	3137	0,5
Engines	INTEK	Series 128600	Single cylinder OHV	5,2	7,0		Q16PR-U	3137	0,5
Engines	INTEK	Series 129600	Single cylinder OHV	5,2	7,0		Q16PR-U	3137	0,5
Engines	INTEK	Series 12F600	Single cylinder OHV	5,2	7,0		Q16PR-U	3137	0,5
Engines	INTEK	Series 12G600	Single cylinder OHV	5,2	7,0		Q16PR-U	3137	0,5
Engines	INTEK	Series 12H600	Single cylinder OHV	5,2	7,0		Q16PR-U	3137	0,5
Engines	INTEK	Series 121A00	Single cylinder OHV	6,0	8,0		Q16PR-U	3137	0,7
Engines	INTEK	Series 129400	Single cylinder OHV	6,0	8,0		Q16PR-U	3137	0,7
Engines	INTEK	Series 12C300	Single cylinder OHV	6,0	8,0		Q16PR-U	3137	0,7
Engines	INTEK	Series 12C400	Single cylinder OHV	6,0	8,0		Q16PR-U	3137	0,7
Engines	INTEK	Series 12D300	Single cylinder OHV	6,0	8,0		Q16PR-U	3137	0,7
Engines	INTEK	Series 12D400	Single cylinder OHV	6,0	8,0		Q16PR-U	3137	0,7
Engines	INTEK	Series 12E300	Single cylinder OHV	6,0	8,0		Q16PR-U	3137	0,7
Engines	INTEK	Series 201400	Single cylinder OHV	6,0	8,0		Q16PR-U	3137	0,7
Engines	INTEK	Series 202400	Single cylinder OHV	6,0	8,0		Q16PR-U	3137	0,7
Engines	INTEK	Series 203400	Single cylinder OHV	6,0	8,0		Q16PR-U	3137	0,7
Engines	INTEK	Series 210700	Single cylinder OHV	6,0	8,0		Q16PR-U	3137	0,7
Engines	INTEK	Series 212900	Single cylinder OHV	6,7	9,0		Q16PR-U	3137	0,7
Engines	INTEK	Series 204400	Single cylinder OHV	7,5	10,0		Q16PR-U	3137	0,7
Engines	INTEK	Series 205400	Single cylinder OHV	7,5	10,0		Q16PR-U	3137	0,7
Engines	INTEK	Series 206400	Single cylinder OHV	7,5	10,0		Q16PR-U	3137	0,7
Engines	INTEK	Series 20A400	Single cylinder OHV	7,5	10,0		Q16PR-U	3137	0,7
Engines	INTEK	Series 20B400	Single cylinder OHV	7,5	10,0		Q16PR-U	3137	0,7
Engines	INTEK	Series 20C400	Single cylinder OHV	7,5	10,0		Q16PR-U	3137	0,7



KW HP



R



BRIGGS & STRATTON <i>continued</i>										
Engines	VANGUARD	Series 48A700	Liquid cooled 3 cylinder	14,9	20,0	W9LM-US	6057	W9LMR-US	6071	0,7
Engines	VANGUARD	Series 463700	Liquid cooled 3 cylinder	15,7	21,0	W9LM-US	6057	W9LMR-US	6071	0,7
Engines	VANGUARD	5000 Series	Single cylinder OHV	1,5	2,0			W20FPR-U	3070	0,7
Engines	VANGUARD	85400 Series	Single cylinder OHV	3,0	4,0			Q16PR-U	3137	0,7
Engines	VANGUARD	86400 Series	Single cylinder OHV	3,0	4,0			Q16PR-U	3137	0,7
Engines	VANGUARD	104700 Series	Single cylinder OHV	4,5	6,0			Q16PR-U	3137	0,7
Engines	VANGUARD	115400 Series	Single cylinder OHV	4,5	6,0			Q16PR-U	3137	0,7
Engines	VANGUARD	117400 Series	Single cylinder OHV	4,5	6,0			Q16PR-U	3137	0,7
Engines	VANGUARD	118400 Series	Single cylinder OHV	4,5	6,0			W20FPR-U	3070	0,7
Engines	VANGUARD	138400 Series	Single cylinder OHV	6,0	8,0			Q16PR-U	3137	0,7
Engines	VANGUARD	161400 Series	Single cylinder OHV	6,7	9,0			Q16PR-U	3137	0,7
Engines	VANGUARD	185400 Series	Single cylinder OHV	6,7	9,0			Q16PR-U	3137	0,7
Engines	VANGUARD	186400 Series	Single cylinder OHV	6,7	9,0			Q16PR-U	3137	0,7
Engines	VANGUARD	235400 Series	Single cylinder OHV	8,2	11,0			Q16PR-U	3137	0,7
Engines	VANGUARD	260700 Series	Single cylinder OHV	8,9	12,0			Q16PR-U	3137	0,7
Engines	VANGUARD	245400 Series	Single cylinder OHV	9,7	13,0			Q16PR-U	3137	0,7
Engines	VANGUARD	261700 Series	Single cylinder OHV	10,4	14,0			Q16PR-U	3137	0,7
Engines	VANGUARD	28P700 Series	Single cylinder OHV	10,4	14,0			Q16PR-U	3137	0,7
Engines	VANGUARD	28Q700 Series	Single cylinder OHV	11,9	16,0			Q16PR-U	3137	0,7
Engines	VANGUARD	28S700 Series	Single cylinder OHV	11,9	16,0			Q16PR-U	3137	0,7
Engines	VANGUARD	312700 Series	Single cylinder OHV	13,4	18,0			Q16PR-U	3137	0,7
Engines	VANGUARD	304400 Series	V-twin OHV					Q16PR-U	3137	0,7
Engines	VANGUARD	30A400 Series	V-twin OHV					Q16PR-U	3137	0,7
Engines	VANGUARD	354400 Series	V-twin OHV					Q16PR-U	3137	0,7
Engines	VANGUARD	290400 Series	V-twin OHV	8,9	12,0			Q16PR-U	3137	0,7
Engines	VANGUARD	290700 Series	V-twin OHV	8,9	12,0			Q16PR-U	3137	0,7
Engines	VANGUARD	294400 Series	V-twin OHV	10,4	14,0			Q16PR-U	3137	0,7
Engines	VANGUARD	294700 Series	V-twin OHV	10,4	14,0			Q16PR-U	3137	0,7
Engines	VANGUARD	303400 Series	V-twin OHV	11,9	16,0			Q16PR-U	3137	0,7
Engines	VANGUARD	303700 Series	V-twin OHV	11,9	16,0			Q16PR-U	3137	0,7
Engines	VANGUARD	305700 Series	V-twin OHV	11,9	16,0			Q16PR-U	3137	0,7
Engines	VANGUARD	355700 Series	V-twin OHV	12,7	17,0			Q16PR-U	3137	0,7
Engines	VANGUARD	350400 Series	V-twin OHV	13,4	18,0			Q16PR-U	3137	0,7
Engines	VANGUARD	350700 Series	V-twin OHV	13,4	18,0			Q16PR-U	3137	0,7
Engines	VANGUARD	356400 Series	V-twin OHV	13,4	18,0			Q16PR-U	3137	0,7
Engines	VANGUARD	356700 Series	V-twin OHV	13,4	18,0			Q16PR-U	3137	0,7
Engines	VANGUARD	357700 Series	V-twin OHV	14,2	19,0			Q16PR-U	3137	0,7
Engines	VANGUARD	351400 Series	V-twin OHV	14,9	20,0			Q16PR-U	3137	0,7
Engines	VANGUARD	351700 Series	V-twin OHV	14,9	20,0			Q16PR-U	3137	0,7
Engines	VANGUARD	358700 Series	V-twin OHV	14,9	20,0			Q16PR-U	3137	0,7
Engines	VANGUARD	381400 Series	V-twin OHV	15,7	21,0			Q16PR-U	3137	0,7
Engines	VANGUARD	381700 Series	V-twin OHV	15,7	21,0			Q16PR-U	3137	0,7
Engines	VANGUARD	385400 Series	V-twin OHV	15,7	21,0			Q16PR-U	3137	0,7
Engines	VANGUARD	385700 Series	V-twin OHV	15,7	21,0			Q16PR-U	3137	0,7
Engines	VANGUARD	380400 Series	V-twin OHV	17,2	23,0			Q16PR-U	3137	0,7
Engines	VANGUARD	380700 Series	V-twin OHV	17,2	23,0			Q16PR-U	3137	0,7
Engines	VANGUARD	386400 Series	V-twin OHV	17,2	23,0			Q16PR-U	3137	0,7
Engines	VANGUARD	386700 Series	V-twin OHV	17,2	23,0			Q16PR-U	3137	0,7
Engines	VANGUARD	474100 Series	V-twin OHV	20,9	28,0			Q16PR-U	3137	0,7
Engines	VANGUARD	541400 Series	V-twin OHV	21,6	29,0			Q16PR-U	3137	0,7
Engines	VANGUARD	543400 Series	V-twin OHV	23,1	31,0			Q16PR-U	3137	0,7
Engines	VANGUARD	613100 Series	V-twin OHV	23,1	31,0			Q16PR-U	3137	0,7
Engines	VANGUARD	Series 11A600	Single cylinder OHV	4,5	6,0			Q16PR-U	3137	0,5
Engines	VANGUARD	Series 11B600	Single cylinder OHV	4,5	6,0			Q16PR-U	3137	0,5
Engines	VANGUARD	Series 120300	Single cylinder OHV	4,5	6,0			Q16PR-U	3137	0,7
Engines	VANGUARD	Series 126300	Single cylinder OHV	4,5	6,0			Q16PR-U	3137	0,7
Engines	VANGUARD	Series 126400	Single cylinder OHV	4,5	6,0			Q16PR-U	3137	0,7
Engines	VANGUARD	Series 12Y600	Single cylinder OHV	4,5	6,0			Q16PR-U	3137	0,7
Engines	VANGUARD	Series 12Y800	Single cylinder OHV	4,5	6,0			Q16PR-U	3137	0,7
Engines	VANGUARD	Series 12Z800	Single cylinder OHV	4,5	6,0			Q16PR-U	3137	0,7
Engines	VANGUARD	Series 97700	Single cylinder OHV	4,5	6,0			Q16PR-U	3137	0,7
Engines	VANGUARD	Series 99700	Single cylinder OHV	4,5	6,0			Q16PR-U	3137	0,7
Engines	VANGUARD	Series 210700	Single cylinder OHV	6,0	8,0			Q16PR-U	3137	0,7
Engines	VANGUARD	Series 210800	Single cylinder OHV	6,0	8,0			Q16PR-U	3137	0,7
Engines	VANGUARD	Series 211700	Single cylinder OHV	6,0	8,0			Q16PR-U	3137	0,7
Engines	VANGUARD	Series 211800	Single cylinder OHV	6,0	8,0			Q16PR-U	3137	0,7
Engines	VANGUARD	Series 212700	Single cylinder OHV	6,7	9,0			Q16PR-U	3137	0,7
Engines	VANGUARD	Series 212800	Single cylinder OHV	6,7	9,0			Q16PR-U	3137	0,7
Engines	VANGUARD	Series 207400	Single cylinder OHV	7,5	10,0			Q16PR-U	3137	0,7
Engines	VANGUARD	Series 213700	Single cylinder OHV	7,5	10,0			Q16PR-U	3137	0,7
Engines	VANGUARD	Series 213800	Single cylinder OHV	7,5	10,0			Q16PR-U	3137	0,7
Engines	VANGUARD	Series 214700	Single cylinder OHV	7,5	10,0			Q16PR-U	3137	0,7



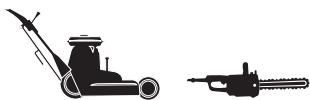
KW HP



R



BRIGGS & STRATTON <i>continued</i>										
Engines		Series 233400	Single cylinder "L" head	6,7	9,0	W9LM-US	6057	W9LMR-US	6071	0,7
Engines		Series 19E400	Single cylinder "L" head	7,5	10,0			Q16PR-U	3137	0,7
Engines		Series 19F400	Single cylinder "L" head	7,5	10,0			Q16PR-U	3137	0,7
Engines		Series 19G400	Single cylinder "L" head	7,5	10,0			Q16PR-U	3137	0,7
Engines		Series 220400	Single cylinder "L" head	7,5	10,0	W9LM-US	6057	W9LMR-US	6071	0,7
Engines		Series 220700	Single cylinder "L" head	7,5	10,0	W9LM-US	6057	W9LMR-US	6071	0,7
Engines		Series 221400	Single cylinder "L" head	7,5	10,0	W9LM-US	6057	W9LMR-US	6071	0,7
Engines		Series 222400	Single cylinder "L" head	7,5	10,0	W9LM-US	6057	W9LMR-US	6071	0,7
Engines		Series 226400	Single cylinder "L" head	7,5	10,0	W9LM-US	6057	W9LMR-US	6071	0,7
Engines		Series 233400	Single cylinder "L" head	7,5	10,0	W9LM-US	6057	W9LMR-US	6071	0,7
Engines		Series 243400	Single cylinder "L" head	7,5	10,0	W9LM-US	6057	W9LMR-US	6071	0,7
Engines		Series 254700	Single cylinder "L" head	7,5	10,0	W9LM-US	6057	W9LMR-US	6071	0,7
Engines		Series 255700	Single cylinder "L" head	7,5	10,0	W9LM-US	6057	W9LMR-US	6071	0,7
Engines		Series 256700	Single cylinder "L" head	7,5	10,0	W9LM-US	6057	W9LMR-US	6071	0,7
Engines		Series 257700	Single cylinder "L" head	7,5	10,0	W9LM-US	6057	W9LMR-US	6071	0,7
Engines		Series 28A700	Single cylinder "L" head	7,5	10,0	W9LM-US	6057	W9LMR-US	6071	0,7
Engines		Series 28B700	Single cylinder "L" head	7,5	10,0	W9LM-US	6057	W9LMR-US	6071	0,7
Engines		Series 250400	Single cylinder "L" head	8,2	11,0	W9LM-US	6057	W9LMR-US	6071	0,7
Engines		Series 251400	Single cylinder "L" head	8,2	11,0	W9LM-US	6057	W9LMR-US	6071	0,7
Engines		Series 251700	Single cylinder "L" head	8,2	11,0	W9LM-US	6057	W9LMR-US	6071	0,7
Engines		Series 252000	Single cylinder "L" head	8,2	11,0	W9LM-US	6057	W9LMR-US	6071	0,7
Engines		Series 253000	Single cylinder "L" head	8,2	11,0	W9LM-US	6057	W9LMR-US	6071	0,7
Engines		Series 254400	Single cylinder "L" head	8,2	11,0	W9LM-US	6057	W9LMR-US	6071	0,7
Engines		Series 255400	Single cylinder "L" head	8,2	11,0	W9LM-US	6057	W9LMR-US	6071	0,7
Engines		Series 256400	Single cylinder "L" head	8,2	11,0	W9LM-US	6057	W9LMR-US	6071	0,7
Engines		Series 257400	Single cylinder "L" head	8,2	11,0	W9LM-US	6057	W9LMR-US	6071	0,7
Engines		Series 257700	Single cylinder "L" head	8,2	11,0	W9LM-US	6057	W9LMR-US	6071	0,7
Engines		Series 258700	Single cylinder "L" head	8,2	11,0	W9LM-US	6057	W9LMR-US	6071	0,7
Engines		Series 259700	Single cylinder "L" head	8,2	11,0	W9LM-US	6057	W9LMR-US	6071	0,7
Engines		Series 28C700	Single cylinder "L" head	8,2	11,0	W9LM-US	6057	W9LMR-US	6071	0,7
Engines		Series 259700	Single cylinder "L" head	8,9	12,0	W9LM-US	6057	W9LMR-US	6071	0,7
Engines		Series 280700	Single cylinder "L" head	8,9	12,0	W9LM-US	6057	W9LMR-US	6071	0,7
Engines		Series 281700	Single cylinder "L" head	8,9	12,0	W9LM-US	6057	W9LMR-US	6071	0,7
Engines		Series 282700	Single cylinder "L" head	8,9	12,0	W9LM-US	6057	W9LMR-US	6071	0,7
Engines		Series 283700	Single cylinder "L" head	8,9	12,0	W9LM-US	6057	W9LMR-US	6071	0,7
Engines		Series 284700	Single cylinder "L" head	8,9	12,0	W9LM-US	6057	W9LMR-US	6071	0,7
Engines		Series 285700	Single cylinder "L" head	8,9	12,0	W9LM-US	6057	W9LMR-US	6071	0,7
Engines		Series 286700	Single cylinder "L" head	8,9	12,0	W9LM-US	6057	W9LMR-US	6071	0,7
Engines		Series 288700	Single cylinder "L" head	8,9	12,0	W9LM-US	6057	W9LMR-US	6071	0,7
Engines		Series 289700	Single cylinder "L" head	8,9	12,0	W9LM-US	6057	W9LMR-US	6071	0,7
Engines		Series 28D700	Single cylinder "L" head	8,9	12,0	W9LM-US	6057	W9LMR-US	6071	0,7
Engines		Series 300400	Single cylinder "L" head	8,9	12,0	W9LM-US	6057	W9LMR-US	6071	0,7
Engines		Series 301400	Single cylinder "L" head	8,9	12,0	W9LM-US	6057	W9LMR-US	6071	0,7
Engines		Series 28F700	Single cylinder "L" head	9,7	13,0	W9LM-US	6057	W9LMR-US	6071	0,7
Engines		Series 28M700	Single cylinder "L" head	9,7	13,0	W9LM-US	6057	W9LMR-US	6071	0,7
Engines		Series 28T700	Single cylinder "L" head	9,7	13,0	W9LM-US	6057	W9LMR-US	6071	0,7
Engines		Series 28V700	Single cylinder "L" head	9,7	13,0	W9LM-US	6057	W9LMR-US	6071	0,7
Engines		Series 302400	Single cylinder "L" head	9,7	13,0	W9LM-US	6057	W9LMR-US	6071	0,7
Engines		Series 28R700	Single cylinder "L" head	10,4	14,0	W9LM-US	6057	W9LMR-US	6071	0,7
Engines		Series 320400	Single cylinder "L" head	10,4	14,0	W9LM-US	6057	W9LMR-US	6071	0,7
Engines		Series 325400	Single cylinder "L" head	11,2	15,0	W9LM-US	6057	W9LMR-US	6071	0,7
Engines		Series 326400	Single cylinder "L" head	11,9	16,0	W9LM-US	6057	W9LMR-US	6071	0,7
Engines		Series 402500	2 Cylinder OHV	16,4	22,0			Q16PR-U	3137	0,7
Engines		Series 407500	2 Cylinder OHV	16,4	22,0			Q16PR-U	3137	0,7
Engines		Series 407600	2 Cylinder OHV	16,4	22,0			Q16PR-U	3137	0,7
BRILL										
	Auto-Max 4 TB / Roto-Master 35		B & S Engine			W9LM-US	6057	W9LMR-US	6071	0,7
	Brillmobil		B & S Engine			W9LM-US	6057	W9LMR-US	6071	0,7
	Lord 4TS46 / Monarch 56 / Prinz 40M		Tecumseh Engine			W14LM-US	6035	W14LMR-US	6072	0,7
	Roto-Baron / Grande / King H4TB		B & S Engine			W9LM-US	6057	W9LMR-US	6071	0,7
	Roto-Fox / King H2TA		Aspera Engine			W14LM-US	6035	W14LMR-US	6072	0,7
	Roto-Fox 46 / Grande 46 / King 46N , 46R		Aspera Engine			W14LM-US	6035	W14LMR-US	6072	0,7
	Roto-Lord 4TS / Prinz H4TB		B & S Engine			W9LM-US	6057	W9LMR-US	6071	0,7
	Roto-Rapid 4TB		B & S Engine			W9LM-US	6057	W9LMR-US	6071	0,7
Mowers			ILO Engine			W9LM-US	6057	W9LMR-US	6071	0,7
CASAL										
Mowers	M 112 / M 113					W27FS-U	4052	W27FSR	4054	0,5
Mowers	M 131 / M 132					W22FS-U	4025	W22FSR	4024	0,5
Mowers	M 136					W16FS-U	3034	W16FSR	3033	0,5
Mowers	M 137					W22FS-U	4025	W22FSR	4024	0,5



KW HP



R



CASAL <i>continued</i>									
Mowers	M 140				W16FS-U	3034	W16FSR	3033	0,5
Mowers	M 147 / M148 / M149 / 196 / 197				W16FS-U	3034	W16FSR	3033	0,5
Mowers	M 151				W22FS-U	4025	W22FSR	4024	0,5
Mowers	M 153				W22FS-U	4025	W22FSR	4024	0,5
Mowers	M 233				W27ES-U	4046	W27ESR-U	4045	0,5
Mowers	M 234				W27ES-U	4046	W27ESR-U	4045	0,5
CASE									
	M 152				W22FS-U	4025	W22FSR	4024	0,5
Mowers	All Models				W20M-US	6036	W20MR-U	6025	0,8
CASTOR									
Chainsaws	330 / 380				W22MP-US	6049	W22MPR-U	6043	0,7
Chainsaws	C-35 / C-40E / CP-45 / CP-55 / CP-6590				W22MP-US	6049	W22MPR-U	6043	0,5
Chainsaws	CP-41 / CP-45				W22MP-US	6049	W22MPR-U	6043	0,7
Chainsaws	CP-70 / CP-70S / C-90 / CP-90 / CP-120				W22MP-US	6049	W22MPR-U	6043	0,5
Chainsaws	Tropical 120				W22MP-US	6049	W22MPR-U	6043	0,5
CATERPILLAR									
Lift trucks	T30B / T35B / T40B / T45B / T50B / T55B / T60B				W16P-U	3036	W16PR-U	3037	0,7
Lift trucks	V30C / V35C / V40C / V45C / V50C				W16P-U	3036	W16PR-U	3037	0,7
CHIEF									
Chainsaws	D35				W14-US	6033			0,7
Chainsaws	E75 / E95 / D15				W20M-US	6036	W20MR-U	6025	0,7
CHIEFTRAIN									
Mowers		B & S Engine			W9LM-US	6057	W9LMR-US	6071	0,8
CHIPPIIT									
Chainsaws	800G / Chippit 11	B & S Engine			W9LM-US	6057	W9LMR-US	6071	0,7
CHOREMASTER									
Mowers	All Models				W9LM-US	6057	W9LMR-US	6071	0,8
CHRYSLER POWER BEE									
Power Equipment	50000 / 50002 / 50004		3,3	4,5	W20M-US	6036	W20MR-U	6025	0,8
Power Equipment	50006 / 50012 / 50014		3,3	4,5	W20M-US	6036	W20MR-U	6025	0,8
Power Equipment	50052 / 50054		2,4	3,3	W20M-US	6036	W20MR-U	6025	0,8
Power Equipment	50056		1,5	2,0	W20M-US	6036	W20MR-U	6025	0,8
Power Equipment	51001		2,2	3,0	W14-US	6033			0,8
Power Equipment	51005 / 51007		2,2	3,0	W16S-U	5044			1,0
Power Equipment	51009 / 51011		2,2	3,0	W16S-U	5044			1,0
Power Equipment	58011		2,9	4,0	W16LS	3035			0,8
Power Equipment	58021		2,9	4,0	W14-US	6033			0,8
Power Equipment	58023 / 58041		2,9	4,0	W16S-U	5044			1,0
Power Equipment	58029 / 58031 / 58033		2,9	4,0	W16S-U	5044			1,0
Power Equipment	58035 / 58039 / 58043		2,9	4,0	W16S-U	5044			1,0
Power Equipment	58037		2,9	4,0	W14-US	6033			0,8
Power Equipment	58045 / 58047 / 58049		2,9	4,0	W16S-U	5044			1,0
Power Equipment	58051 / 58053		2,9	4,0	W16S-U	5044			1,0
Power Equipment	61001 / 61002		5,5	7,5	W22FS-U	4025	W22FSR	4024	0,8
Power Equipment	61005 / 61006		4,0	5,5	W16FS-U	3034	W16FSR	3033	0,8
Power Equipment	61010		3,5	4,7	W22FS-U	4025	W22FSR	4024	0,8
Power Equipment	61012		5,9	8,0	W22FS-U	4025	W22FSR	4024	0,8
Power Equipment	70019 / 70033 / 70037		3,7	5,0	W16S-U	5044			1,0
Power Equipment	70039 / 70041		3,7	5,0	W16S-U	5044			1,0
Power Equipment	82001 / 82002		7,4	10,0	W22FS-U	4025	W22FSR	4024	0,8
Power Equipment	82003		5,1	7,0	W22FS-U	4025	W22FSR	4024	0,8
Power Equipment	82005 / 82009 / 82017		4,6	6,2	W16FS-U	3034	W16FSR	3033	0,8
Power Equipment	82006		4,6	6,2	W22FS-U	4025	W22FSR	4024	0,8
Power Equipment	82007 / 82011 / 82029		4,9	6,6	W16FS-U	3034	W16FSR	3033	0,8
Power Equipment	82008 / 82010		4,8	6,5	W16FS-U	3034	W16FSR	3033	0,8
Power Equipment	82019 / 82021 / 82023		4,6	6,2	W16FS-U	3034	W16FSR	3033	0,8
Power Equipment	82026 / 82027 / 82030		5,1	7,0	W16FS-U	3034	W16FSR	3033	0,8
Power Equipment	82031		4,9	6,7	W16FS-U	3034	W16FSR	3033	0,8
Power Equipment	82032 / 82033 / 82034 / 82036		5,1	7,0	W16FS-U	3034	W16FSR	3033	0,8
Power Equipment	82038 / 82039		7,4	10,0	W22FS-U	4025	W22FSR	4024	0,8
CIFARELLI									
Brushcutters	Nuvola L - 80 / C 3				W22MP-US	6049	W22MPR-U	6043	0,5



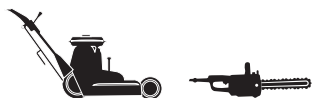
KW HP



R



CLEAN CUT								
Mowers	All Models			W9LM-US	6057	W9LMR-US	6071	0,8
CLINTON								
Chainsaws	D-15 / D-25 / E-75 / E-95			W20M-US	6036	W20MR-U	6025	0,7
Chainsaws	D-25			W20M-US	6036	W20MR-U	6025	0,6
Chainsaws	D-35 / D-55 / D-65			W14-US	6033			0,7
Chainsaws	E10			W22M-US	6048			0,6
Mowers	Chief			W14-US	6033			0,8
Mowers	Chieftan			W16P-U	3036	W16PR-U	3037	0,8
Power Equipment	100 / V-100 / VS-100 / 190 / 200			W14L	6013			0,6
Power Equipment	405 / 406 / 407 / 408 / 409 / 410			W14L	6013			0,6
Power Equipment	411 / 414 / 415 / 416 / 418			W14L	6013			0,6
Power Equipment	412 / 413 / 492 / 494 / 498 / 499			W14LM-US	6035	W14LMR-US	6072	0,6
Power Equipment	419 / 420 / 422 / 424 / 426 / 429			W14L	6013			0,6
Power Equipment	431 / 435 / 437 / 1600 / A-1600			W14L	6013			0,6
Power Equipment	502 / 503			W16P-U	3036	W16PR-U	3037	0,6
Power Equipment	1690 / A-2100 / VS-2100 / 2190			W14L	6013			0,6
Power Equipment	2500 / A-2500 / B-2500 / 2590			W14L	6013			0,6
Power Equipment	2790 / 3100 / V-3100 / AV-3100			W14L	6013			0,6
Power Equipment	A-200 / AVS-400 / CVS-400			W14L	6013			0,6
Power Equipment	A-300 / C-700 / D-700 / VS-900			W14LM-US	6035	W14LMR-US	6072	0,6
Power Equipment	AVS-200 / 2100 / 4190			W14L	6013			0,6
Power Equipment	BVS-400 / 401 / 402 / 403 / 404			W14L	6013			0,6
Power Equipment	E-65			W14LM-US	6035	W14LMR-US	6072	0,6
Power Equipment	V-1000 / VS-1000 / V-1100			W14LM-US	6035	W14LMR-US	6072	0,6
Power Equipment	VS-200 / A-400 / VS-400 / 500 / 501			W14-US	6033			0,6
Power Equipment	VS-1100 / 1200 / A-1200 / V-1200			W14LM-US	6035	W14LMR-US	6072	0,6
Power Equipment	VS-1200 / E-1290 / VS-300			W14LM-US	6035	W14LMR-US	6072	0,6
Power Equipment	VS-3100 / AVS-3100 / 3190 / 4100			W14L	6013			0,6
Power Equipment	VS-4100 / AVS-4100 / AVS-200 / 2100 / 4190			W14L	6013			0,6
CM								
	CA148L / CA180L / CA295 / CA340			W16FS-U	3034	W16FSR	3033	0,5
	CA450 / CA550			M14	5001			0,5
	CM46 / CM80 / CM90 / CM115 / CM24/1A			W16FS-U	3034	W16FSR	3033	0,5
COLUMBIA								
Mowers	All Models			W9LM-US	6057	W9LMR-US	6071	0,8
Tractors		B & S Engine		W9LM-US	6057	W9LMR-US	6071	0,8
Tractors		Tecumseh Engine		W14LM-US	6035	W14LMR-US	6072	0,7
COMET								
Chainsaws	D-4 / D-58			W20M-US	6036	W20MR-U	6025	0,6
Chainsaws	D-51			W16LS	3035			0,6
COMMERCIAL CLIPPER								
Mowers (Riding)	1810 / 2010 : M18		Kohler Engine			T14PR-U	5020	0,6
Mowers (Riding)	1810 / 2010 : M20		Kohler Engine			T16PR-U	5025	0,8
COMPANION								
Chainsaws	MS1 / MS2 / RS1 / RS2			W16FS-U	3034	W16FSR	3033	0,5
CONTOUR								
Mowers	All Models			W9LM-US	6057	W9LMR-US	6071	0,8
CORNEL								
Log Splitters				W20M-US	6036	W20MR-U	6025	0,6
COUNTRY CLIPPER								
Mowers (Riding)				W14-US	6033			0,8
COVENTRY VICTOR								
	AN-3 / WN-3			W20ES-U	3051	W20ESR-U	3057	0,5
	Midget			W16FS-U	3034	W16FSR	3033	0,5
	Neptune AC4 / 'N' Type AN4			W22ES-U	3093	W22ESR-U	3098	0,5
	Other Models			W22ES-U	3093	W22ESR-U	3098	0,5
CRAFTSMAN								
Brushcutters	271 / 281514 / 281514 / 611.281514			W20M-US	6036	W20MR-U	6025	0,6
Chainsaws	1.9PS / 2.0 / 2.1A			W20M-US	6036	W20MR-U	6025	0,6
Chainsaws	271-1.8 / 271-2.7A / VL 271 / 4.3A / VL			W20M-US	6036	W20MR-U	6025	0,6
Chainsaws	3.5 - 20 / 4.5 - 23 / Beaver 1.9			T22M-U	6041			0,6



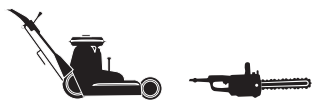
KW HP



R



CRAFTSMAN <i>continued</i>							
Chainsaws	3.7 / 3.7A / 3.7PS			W22M-US	6048		0,6
Chainsaws	352030 / 352060 / 352090			W20M-US	6036	W20MR-U	6025 0,6
Chainsaws	35231 / 35251 / 358840 / 358860			W20M-US	6036	W20MR-U	6025 0,6
Chainsaws	358850			W20MP-U	6023		0,6
Chainsaws	D44 / D49			W20S-U	3075	W20SR-U	3076 0,6
CROWN							
Mowers	Commando 218 / 220 / 221 / 221V / 220S			W14LM-US	6035	W14LMR-US	6072 0,7
Mowers	Commando 418 / 420 / 421			W14LM-US	6035	W14LMR-US	6072 0,7
CUB CADET							
Log Splitters		Tecumseh / B&S Eng.		W9LM-US	6057	W9LMR-US	6071 0,8
Mowers		Kohler Engine	7,3 - 8,3 10 - 12	W14L	6013		0,8
Mowers		B & S Engine	2,5 - 8 3,5 - 11	W9LM-US	6057	W9LMR-US	6071 0,8
Mowers	M18	Kohler Engine	13,2 18,0			T14PR-U	5020 0,6
Mowers	OHV	B & S Engine	6,2 - 11 8,5 - 15			Q16PR-U	3137 0,8
CUSHMAN							
Mowers		80		MA16P-U	5007	MA16PR-U	5008 0,8
Mowers	218			MA16P-U	5007	MA16PR-U	5008 0,8
DACON							
Mowers	All Models			W20M-US	6036	W20MR-U	6025 0,8
DANARM / KAAZ							
Brushcutters	J Series / V Series			W20M-US	6036	W20MR-U	6025 0,6
Brushcutters	TM 10C / TM 20			W20M-US	6036	W20MR-U	6025 0,5
Brushcutters	TM 30B			W14M-US	6034	W14MR-U	6019 0,5
Brushcutters	Tornado 18E / 24E / 33E / 40E / 50E			W20M-US	6036	W20MR-U	6025 0,5
Brushcutters	Whipper 16 / 18E			W20M-US	6036	W20MR-U	6025 0,5
Chainsaws	1-36 / 1-36-SS / 55 / 36AV / 1-36 Mk II			W22M-US	6048		0,7
Chainsaws	110 Auto / 125 Auto.			W14-US	6033		0,7
Chainsaws	55LH / RH / 76 / 2-36-SS / 1-71 / 1-71-SS			W22M-US	6048		0,5
Hedge Trimmers	KT12	Kawasaki Engine		W22M-US	6048		0,6
DASCO							
Log Splitters				W20M-US	6036	W20MR-U	6025 0,6
DAVID BRADLEY							
Chainsaws		(Ø 14mm thread)		W14-US	6033		0,5
Chainsaws		(Ø 18mm thread)		L14-U	5000	L14R-U	5049 0,6
DAYTON							
Chainsaws	2Z-461 / 2Z-462 / 2Z-463 / 2Z-463B			W20M-US	6036	W20MR-U	6025 0,6
Chainsaws	2Z-573 / 2Z-760 / 2Z-970 / 2Z-970B / 2Z-971			W20M-US	6036	W20MR-U	6025 0,6
Chainsaws	4Z-022 / 4Z-023 / 4Z-023B / 4Z-190C			W20M-US	6036	W20MR-U	6025 0,6
Chainsaws	4Z-251A / 4Z-397 / 7Z-267			W20M-US	6036	W20MR-U	6025 0,6
Chainsaws	4Z-252 / 4Z-253			W20MP-U	6023		0,5
Chainsaws	253			W22M-US	6048		0,5
Chainsaws	255			W20M-US	6036	W20MR-U	6025 0,5
Tractors		B & S Engine		W9LM-US	6057	W9LMR-US	6071 0,8
DEINES							
Mowers		Tecumseh Engine		W14-US	6033		0,8
Mowers	Executive 64	Kohler Engine		W14-US	6033		0,6
Mowers	Paragon	Villiers Engine		W20ES-U	3051	W20ESR-U	3057 0,5
Mowers	Premier 30 i.n. / 60 i.n.	Kohler Engine		W14-US	6033		0,6
Mowers	Premier 30 i.n. / 60 i.n.	Dennis Engine		W16FS-U	3034	W16FSR	3033 0,6
Mowers	Swift Mk 5			W14-US	6033		0,6
DERBY							
Chainsaws	3230 / 5240			W20M-US	6036	W20MR-U	6025 0,6
Chainsaws	3835 / 6240			W22M-US	6048		0,5
DIDIER							
Log Splitters		B & S Engine		W9LM-US	6057	W9LMR-US	6071 0,6
DISSTON							
Chainsaws	KB7AY / KB6AY			W20S-U	3075	W20SR-U	3076 0,7
DIXIE CHOPPER							
Mowers		Kohler Engine	11,8 16,0	W14L	6013		0,8



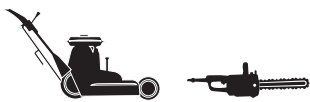
KW HP



R



DIXIE CHOPPER <i>continued</i>							
Mowers		Kohler Engine	14,7	20,0		T16PR-U	5025 0,8
Mowers		Kohler Engine	13,2	18,0		T14PR-U	5020 0,6
Mowers		Onan Engine	14,7	20,0		T16EPR-U	5022 0,8
DIXON							
Mowers	All Models					W20M-US 6036	W20MR-U 6025 0,8
DOLMAR (SACHS-DOLMAR)							
Brushcutters	BC250 / BC330 / BC400					T20MP-U 6040	0,5
Brushcutters / Trimmers	MS 250	2-Stroke	25 cc	0,9	1,3		W22MPR-U 6043 0,5
Brushcutters / Trimmers	MS 2300 / MS 2600 / MS3100					W22M-US 6048	0,5
Brushcutters / Trimmers	MS 3300 / MS 340	2-Stroke	33 cc	1,6	2,2		W22MPR-U 6043 0,5
Brushcutters / Trimmers	MS 4000	2-Stroke	39 cc	1,8	2,4		W22MPR-U 6043 0,5
Brushcutters / Trimmers	MS 4500	2-Stroke	45 cc	2,3	3,1		W22MPR-U 6043 0,5
Chainsaws	100	'82				W22M-US 6048	0,5
Chainsaws	100 / 110	'83-				T20M-U 6039	0,5
Chainsaws	100 / 100 S	2-Stroke	33 cc	1,3	1,8	T20MP-U 6040	0,5
Chainsaws	102	2-Stroke	39 cc	1,7	2,3	T20MP-U 6040	0,5
Chainsaws	101 / 103 / 104 / 105					W22M-US 6048	0,5
Chainsaws	106 Model 255 / 108 / 110					W22M-US 6048	0,5
Chainsaws	109	2-Stroke	43 cc	2,0	2,7		W22MPR-U 6043 0,5
Chainsaws	110 i	2-Stroke	43 cc	2,3	3,1		W22MPR-U 6043 0,5
Chainsaws	111	2-Stroke	52 cc	2,4	3,3		W22MPR-U 6043 0,5
Chainsaws	112 / 114 / 117 / 119					W22MP-US 6049	W22MPR-U 6043 0,5
Chainsaws	115 i	2-Stroke	52 cc	2,7	3,7		W22MPR-U 6043 0,5
Chainsaws	116 Si	2-Stroke	60 cc	3,1	4,2		W22MPR-U 6043 0,5
Chainsaws	113 / 116	'84-				W22MP-US 6049	W22MPR-U 6043 0,5
Chainsaws	118 / 120 / 122 / 122S / 122SL / 128MKS4 / 144 / 152					W22M-US 6048	0,5
Chainsaws	120 Si	2-Stroke	68 cc	3,7	5,0		W22MPR-U 6043 0,5
Chainsaws	122 / 123 / 128 KMS4 (Rotary)					W22MP-US 6049	W22MPR-U 6043 0,7
Chainsaws	123 / 133 / 153 / 160 / 166 / 170					W22MP-US 6049	W22MPR-U 6043 0,7
Chainsaws	133 S	2-Stroke	85 cc	4,5	6,1		W22MPR-U 6043 0,5
Chainsaws	143	2-Stroke	95 cc	5,0	6,8		W22MPR-U 6043 0,5
Chainsaws	144 / 152 / 309 / 310 / S6000					W22MP-US 6049	W22MPR-U 6043 0,5
Chainsaws	309	2-Stroke	70 cc	3,5	4,8		W22MPR-U 6043 0,5
Chainsaws	343	2-Stroke	95 cc	5,0	6,8		W22MPR-U 6043 0,5
Chainsaws	PS 340 /-341	2-Stroke	39 cc	1,7	2,3	T20MP-U 6040	0,5
Chainsaws	PS 400 /-401 /-410 /-411	2-Stroke	39 cc	1,7	2,3	T20MP-U 6040	0,5
Chainsaws	PS 6000 Si	2-Stroke	60 cc	3,1	4,2		W22MPR-U 6043 0,6
Chainsaws	PS 6800 i	2-Stroke	68 cc	3,7	5,0		W22MPR-U 6043 0,6
Chainsaws	PS 9000	2-Stroke	90 cc	4,9	6,7		W22MPR-U 6043 0,7
Engines	FM-33 / FM-40 / FM-45	2-Stroke		1,6 - 2,3	2,2 - 3,1		W22MPR-U 6043 0,6
DUERR							
Log Splitters		B & S Engine				W9LM-US 6057	W9LMR-US 6071 0,6
Log Splitters		Tecumseh Engine				W14-US 6033	0,6
DUNLOP							
Mowers	All Models					W14-US 6033	0,8
DUO THERM							
Mowers	All Models					W9LM-US 6057	W9LMR-US 6071 0,8
DYNAMARK							
Chainsaws	4201 / 4221 / 4222 / 4223					W22MP-US 6049	W22MPR-U 6043 0,7
Chainsaws	4241 / 4242 / 4243 / 4244					W22MP-US 6049	W22MPR-U 6043 0,7
Garden Tractors		B & S Engine				W9LM-US 6057	W9LMR-US 6071 0,8
Garden Tractors		Tecumseh Engine				W14-US 6033	0,6
Mowers	All Models					W20M-US 6036	W20MR-U 6025 0,8
E-Z MO							
Mowers	All Models					W9LM-US 6057	W9LMR-US 6071 0,8
E-Z ROLL							
Mowers		Tecumseh / B&S Eng.				W9LM-US 6057	W9LMR-US 6071 0,8
EAGER BEAVER							
Mowers		B & S Engine				W9LM-US 6057	W9LMR-US 6071 0,8
EASY WAY							
Mowers	All Models					W9LM-US 6057	W9LMR-US 6071 0,8



KW HP



R



EATON													
Chainsaws	8767 / 8768-9							W14-US	6033				0,6
Chainsaws	8930 / 8932-3							W20M-US	6036	W20MR-U	6025		0,6
Mowers								B & S Engine	W9LM-US	6057	W9LMR-US	6071	0,8
Mowers								Tecumseh Engine	W14LM-US	6035	W14LMR-US	6072	0,7
ECHO													
Blower	PB200 / PB202 / PB400(E)							W20M-US	6036	W20MR-U	6025		0,6
Blower	PB 9							W20S-U	3075	W20SR-U	3076		0,6
Blower	ES 1000	21	cc	1,2	1,6			W22MP-US	6049	W22MPR-U	6043		0,6
Blower	PB210E / PB300E / PB1000 / PB1010							W22MP-US	6049	W22MPR-U	6043		0,6
Blower	PB4500(E) / PB4600 / PB6000							W22MP-US	6049	W22MPR-U	6043		0,6
Brushcutters	CSAH302							W20M-US	6036	W20MR-U	6025		0,6
Brushcutters	GT 140 (./-A /-B) / GTL 140 (./-A)									W20MR-U	6025		0,6
Brushcutters	GT 200 (./-A/-B /-BE/-CE) / GT 1000									W20MR-U	6025		0,6
Brushcutters	GT 160 (./-A/-AE/-E)							W20M-US	6036	W20MR-U	6025		0,6
Brushcutters	GT1100							W22MP-US	6049	W22MPR-U	6043		0,6
Brushcutters	GT 2000 / GT 2010	21	cc	1,2	1,6			W22MP-US	6049	W22MPR-U	6043		0,6
Brushcutters	GT 2100 / GT 2101 / GT 2102 / GT 2103							W22MP-US	6049	W22MPR-U	6043		0,5
Brushcutters	GT2400							W22MP-US	6049	W22MPR-U	6043		0,6
Brushcutters / Trimmers	CLS 4600	46	cc	3,4	4,6			W22MP-US	6049	W22MPR-U	6043		0,6
Brushcutters / Trimmers	RM 310 / RM 380							W22MP-US	6049	W22MPR-U	6043		0,6
Brushcutters / Trimmers	RMA 2530	24	cc	1,5	2,0			W22MP-US	6049	W22MPR-U	6043		0,6
Brushcutters / Trimmers	SRA 2190	21	cc	1,2	1,6			W22MP-US	6049	W22MPR-U	6043		0,6
Brushcutters / Trimmers	SRM 140D / SRM 141DA / SRM 141D							W20M-US	6036	W20MR-U	6025		0,6
Brushcutters / Trimmers	SRM 190							W20M-US	6036	W20MR-U	6025		0,6
Brushcutters / Trimmers	SRM 200 (./-AE /-B /-BE /-CE /-D /-DA /-DB)	21	cc					W20M-US	6036	W20MR-U	6025		0,6
Brushcutters / Trimmers	SRM 201 (F /-FA) / SRM-202 (DA /-FA)							W20M-US	6036	W20MR-U	6025		0,6
Brushcutters / Trimmers	SRM 205D / SRM 401							W20M-US	6036	W20MR-U	6025		0,6
Brushcutters / Trimmers	SRM 250 E	24	cc	1,4	1,9			W22MP-US	6049	W22MPR-U	6043		0,6
Brushcutters / Trimmers	SRM 310 E	31	cc	1,5	2,0			W22MP-US	6049	W22MPR-U	6043		0,6
Brushcutters / Trimmers	SRM 300E / SRM 300AE / SRM 302ADX / SRM 501DE							W22MP-US	6049	W22MPR-U	6043		0,6
Brushcutters / Trimmers	SRM 1500 / SRM 2300 / SRM 2301 / SRM 2310							W22MP-US	6049	W22MPR-U	6043		0,5
Brushcutters / Trimmers	SRM 2400 / SRM 2410 / SRM 2501 / SRM 2502							W22MP-US	6049	W22MPR-U	6043		0,5
Brushcutters / Trimmers	SRM 3000 / SRM 3001 / SRM 3010							W22MP-US	6049	W22MPR-U	6043		0,5
Brushcutters / Trimmers	SRM 2010	21	cc					W20M-US	6036	W20MR-U	6025		0,6
Brushcutters / Trimmers	SRM 2450	24	cc	1,2	1,6			W22MP-US	6049	W22MPR-U	6043		0,6
Brushcutters / Trimmers	SRM 3800	38	cc	2,1	2,9			W22MP-US	6049	W22MPR-U	6043		0,6
Brushcutters / Trimmers	SRM 4600	46	cc	3,4	4,6			W22MP-US	6049	W22MPR-U	6043		0,6
Brushcutters / Trimmers	ED2000 / ED2000IA							B & S Engine	W9LM-US	6057	W9LMR-US	6071	0,8
Chainsaws	301 / 302 / 302S / 302VL / 304 / 315 / 315VL							W22MP-US	6049	W22MPR-U	6043		0,5
Chainsaws	351 / 351VL							W20M-US	6036	W20MR-U	6025		0,6
Chainsaws	451VL / 452VL							W20M-US	6036	W20MR-U	6025		0,6
Chainsaws	601 / 601VL / 601S / 601SVL							W20M-US	6036	W20MR-U	6025		0,6
Chainsaws	602EVL / 602VL / 650 / 702EVL / 702VL							W20M-US	6036	W20MR-U	6025		0,6
Chainsaws	60S / 80Z / 100 / 280 / S-290EVL							W20M-US	6036	W20MR-U	6025		0,6
Chainsaws	701 / 701S / 701SEL / 701VL / 701SVL							W20M-US	6036	W20MR-U	6025		0,6
Chainsaws	801 / 802 / 802S							W20M-US	6036	W20MR-U	6025		0,6
Chainsaws	S290 / 300EVL							W20M-US	6036	W20MR-U	6025		0,6
Chainsaws	280E / 290VL							W20MP-U	6023				0,6
Chainsaws	500VL / 500EVL							W20MP-U	6023				0,6
Chainsaws	440EVL / 550EVL / 602EVL / 602VL							W22MP-US	6049	W22MPR-U	6043		0,6
Chainsaws	610VL / 650EVL / 660EVL / 702EVL / 702VL							W22MP-US	6049	W22MPR-U	6043		0,6
Chainsaws	750EVL / 825EVL							W22MP-US	6049	W22MPR-U	6043		0,6
Chainsaws	900EVL / CS900 / 1001EVL							W22MP-US	6049	W22MPR-U	6043		0,6
Chainsaws	2800 / 2900							W22MP-US	6049	W22MPR-U	6043		0,6
Chainsaws	QV6700							W22MP-US	6049	W22MPR-U	6043		0,6
Chainsaws	CS-280 EG / CS-280 EVL / CS-285 EVL									W20MR-U	6025		0,6
Chainsaws	CS-290 EVL									W20MR-U	6025		0,6
Chainsaws	CS-6700									W22MPR-U	6043		0,6
Chainsaws	CS-300 EVL							W20MP-U	6023	W20MPR-U10	6032		0,6
Chainsaws	CS-320 EVL									W20MR-U	6025		0,6
Chainsaws	CS-330 EVL	33	cc	2,4	3,3			W20M-US	6036	W20MR-U	6025		0,6
Chainsaws	CS-400 EVL	40	cc	2,7	3,7			W20MP-U	6023				0,6
Chainsaws	CS-400 (./-EVL /-EVL)							W20MP-U	6023				0,6
Chainsaws	CS-500 (-VL /-EVL) / CS-510 (EVL)							W20MP-U	6023				0,6
Chainsaws	CS-510	2-Stroke, 1-Cyl.	49	cc						W22MPR-U	6043		0,6
Chainsaws	CS-670	2-Stroke, 1-Cyl.	67	cc						W22MPR-U	6043		0,6



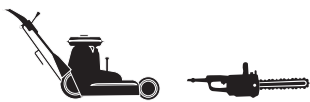
KW HP



R



ECHO <i>continued</i>										
Chainsaws	CS-2800					W20MP-U	6023			0,6
Chainsaws	CS-3000 / CS-3400 / CS-3450					W22MP-US	6049	W22MPR-U	6043	0,6
Chainsaws	CS-3600		36 cc	2,4	3,3	W22MP-US	6049	W22MPR-U	6043	0,6
Chainsaws	CS-3900		40 cc	2,8	3,8	W20MP-U	6023			0,6
Chainsaws	CS-4000		39 cc	2,9	3,9	W22MP-US	6049	W22MPR-U	6043	0,6
Chainsaws	CS-4400	Type 1-E (CDI)	43 cc					W22MPR-U	6043	0,6
Chainsaws	CS-4500 / CS-4600 / CS-4601		45 cc	3,4	4,6	W22MP-US	6049	W22MPR-U	6043	0,6
Chainsaws	CS-5500 / CS-5501		55 cc	3,9	5,3	W22MP-US	6049	W22MPR-U	6043	0,6
Chainsaws	CS-6701 / CS-8000					W22MP-US	6049	W22MPR-U	6043	0,6
Compressor	REC 600		32 cc	1,6	2,2	W22MP-US	6049	W22MPR-U	6043	0,6
Cultivators	PE 2000 / PE2200 / PE2201 / PE2400					W22MP-US	6049	W22MPR-U	6043	0,6
Hedge Trimmers	HC 140 / HC 160(A)					W20M-US	6036	W20MR-U	6025	0,6
Hedge Trimmers	HC 200 / HC 200 AE / HC 210 E					W20M-US	6036	W20MR-U	6025	0,6
Hedge Trimmers	HC 1000 / HC 1001					W20M-US	6036	W20MR-U	6025	0,6
Hedge Trimmers	HC 1500		21 cc	1,2	1,6	W20MP-U	6023			0,6
Hedge Trimmers	HC1600					W22MP-US	6049	W22MPR-U	6043	0,6
Hedge Trimmers	HC 2000 / HC 2100					W22MP-US	6049	W22MPR-U	6043	0,6
Hedge Trimmers	HC 2400 / HC 2410					W22MP-US	6049	W22MPR-U	6043	0,6
Mowers	E 130 G / E 130 HY							W9LMR-US	6071	0,6
Power Sprayers	DM 9 / MB 400 / SHR200E					W20M-US	6036	W20MR-U	6025	0,6
Snowthrowers	ST4500 / ST4500 E					W20MP-U	6023			0,6
ECLIPSE										
Mowers	All Models					W9LM-US	6057	W9LMR-US	6071	0,8
ECONOMY										
Tractors	K321	Kohler Engine				W14L	6013			0,8
EDKO										
Brushcutters						W20M-US	6036	W20MR-U	6025	0,6
Log Splitters		B & S Engine				W9LM-US	6057	W9LMR-US	6071	0,6
Mowers	All Models					W20M-US	6036	W20MR-U	6025	0,8
EFCO (EMAK)										
Brushcutters	8200 / 8260 / 8300 / 8350 / 8400					W22MP-US	6049	W22MPR-U	6043	0,5
Brushcutters	Jet 300 / 301 / 400 / 401 / 450AVS					W22MP-US	6049	W22MPR-U	6043	0,5
Brushcutters	Tiger 40 / 40S / 50					W22MP-US	6049	W22MPR-U	6043	0,5
Brushcutters	TS 330 / TS 355	Emak Engine				W22MP-US	6049	W22MPR-U	6043	0,6
Brushcutters / Trimmers	8200	Emak Engine	23 cc			W22MP-US	6049	W22MPR-U	6043	0,6
Brushcutters / Trimmers	STARK 26 / 26 TR	Emak Engine	25 cc			W22MP-US	6049	W22MPR-U	6043	0,6
Brushcutters / Trimmers	8220 IC / 8260 IC / 8260(D)	Emak Engine	34 cc			W22MP-US	6049	W22MPR-U	6043	0,6
Brushcutters / Trimmers	8300 / 8300 IC	Emak Engine	31 cc			W22MP-US	6049	W22MPR-U	6043	0,6
Brushcutters / Trimmers	8350 / 8350 IC / 8355	Emak Engine	34 cc			W22MP-US	6049	W22MPR-U	6043	0,6
Brushcutters / Trimmers	8400 / 8400 IC / 8405	Emak Engine	38 cc			W22MP-US	6049	W22MPR-U	6043	0,6
Brushcutters / Trimmers	8420 / 8420 IC / 8425	Emak Engine	41 cc			W22MP-US	6049	W22MPR-U	6043	0,6
Brushcutters / Trimmers	8510 / 8510 IC / 8515	Emak Engine	50 cc			W22MP-US	6049	W22MPR-U	6043	0,6
Chainsaws	131 / 134 / 135 / 138 / 141 / 142 / 146	Emak Engine	(All)			W22MP-US	6049	W22MPR-U	6043	0,6
Chainsaws	151 / 156 / 162 / 170 / 180 / 199	Emak Engine	(All)			W22MP-US	6049	W22MPR-U	6043	0,6
Chainsaws	131	Emak Engine	30 cc	1,1	1,5	W22MP-US	6049	W22MPR-U	6043	0,6
Chainsaws	134 / 135	Emak Engine	34 cc			W22MP-US	6049	W22MPR-U	6043	0,6
Chainsaws	138	Emak Engine	38 cc			W22MP-US	6049	W22MPR-U	6043	0,6
Chainsaws	141 / 142	Emak Engine	42 cc			W22MP-US	6049	W22MPR-U	6043	0,6
Chainsaws	146	Emak Engine	46 cc			W22MP-US	6049	W22MPR-U	6043	0,6
Chainsaws	151	Emak Engine	50 cc			W22MP-US	6049	W22MPR-U	6043	0,6
Chainsaws	156	Emak Engine	57 cc	3,1	4,2	W22MP-US	6049	W22MPR-U	6043	0,6
Chainsaws	162	Emak Engine	62 cc	3,5	4,8	W22MP-US	6049	W22MPR-U	6043	0,6
Chainsaws	170	Emak Engine	71 cc			W22MP-US	6049	W22MPR-U	6043	0,6
Chainsaws	180	Emak Engine	81 cc			W22MP-US	6049	W22MPR-U	6043	0,6
Chainsaws	199	Emak Engine	101 cc			W22MP-US	6049	W22MPR-U	6043	0,6
Chainsaws	Other Models					W22MP-US	6049	W22MPR-U	6043	0,6
Drills	TR 1540	Emak Engine	38 cc	1,3	1,8	W22MP-US	6049	W22MPR-U	6043	0,6
Mowers	LR 43 PA	Tecna Engine		2,6	3,5			W14LMR-US	6072	0,6
Mowers	LR 43 PB / LR 47 PB	B&S Engine		2,8	3,8			W9LMR-US	6071	0,5
Mowers	LR 47 PA / LR 47 PAX	Tecna Engine		2,7	3,7			W14LMR-US	6072	0,6
Mowers	LR 47 PBX / LR 47 TBX	B&S Engine		3,7	5,0			W9LMR-US	6071	0,5
Mowers	MR 474 PB	B&S Engine		4,0	5,5			W9LMR-US	6071	0,5
Mowers	MR 474 TB / MR 474 TBV	B&S Engine		4,0	5,5			W9LMR-US	6071	0,5
Mowers	MR 474 TKV	Kawasaki Engine		3,7	5,0			W20EPR-U	3047	0,6
Mowers	MR 534 TB /-TBV /-TBVE	B&S Engine		4,0	5,5			W9LMR-US	6071	0,5
Mowers	MR 534 TK /-TKF /-TKV /-TKVF	Kawasaki Engine		3,7	5,0			W20EPR-U	3047	0,6
Mowers	MR 534 THV	Honda Engine		3,7	5,0			W16EPR-U	3021	0,7
Power Equipment	200 / 220		23 cc	0,6	0,8	W22MP-US	6049	W22MPR-U	6043	0,6



KW HP



R



EFCO (EMAK) <i>continued</i>											
Power Equipment	260 / 300						W22MP-US	6049	W22MPR-U	6043	0,6
Power Equipment	310		31 cc	1,0	1,4		W22MP-US	6049	W22MPR-U	6043	0,6
Power Equipment	400 / 410 / 460		38 cc	1,3	1,8		W22MP-US	6049	W22MPR-U	6043	0,6
Power Sprayers	AT 2050 / AT 2080	Emak Engine					W22MP-US	6049	W22MPR-U	6043	0,6
Pumps	PA 1030 / PA 1040	Emak Engine					W22MP-US	6049	W22MPR-U	6043	0,6
Pumps	PC 1050 / PA 1100	Emak Engine					W22MP-US	6049	W22MPR-U	6043	0,6
ENCORE											
Mowers		Kawasaki Engine		9,2	12,5		W14M-US	6034	W14MR-U	6019	0,8
Mowers		B & S Engine		8,8	12,0		W9LM-US	6057	W9LMR-US	6071	0,8
Mowers	2-Cyl	B & S Engine		13,2	18,0		W14-US	6033			0,8
Mowers	OHV	Kawasaki Engine		10,3	14,0		W16EP-U11	3199	W16EPR-U11	3201	1,1
EXMARK											
Mowers		B & S Engine					W9LM-US	6057	W9LMR-US	6071	0,8
Mowers	FB460V	Kawasaki Engine					W14-US	6033			0,8
Mowers	GV400	Honda Engine					W20M-US	6036	W20MR-U	6025	0,8
Mowers	KF150	Kawasaki Engine		10,3	14,0		W16FS-U	3034	W16FSR	3033	0,8
Mowers	OHV	Kawasaki Engine		10,3	14,0		W16EP-U11	3199	W16EPR-U11	3201	1,1
Mowers	All Models						W9-U	6004			0,8
FALLS ROTO CLIPPER											
Mowers	All Others						W9LM-US	6057	W9LMR-US	6071	0,8
Mowers	Power Product						W20M-US	6036	W20MR-U	6025	0,8
FARMER											
Chainsaws	F55 / F55A / F65						W22M-US	6048			0,7
FERRIS											
Mowers	OHV	Kawasaki Engine					W20EP-U	3043	W20EPR-U	3047	0,8
FICHTEL & SACHS											
Brushcutters		Kawasaki Engine					W20M-US	6036	W20MR-U	6025	0,6
Chainsaws	Sachs KS30 / KS31						W22FS-U	4025	W22FSR	4024	0,6
Famo	50 (Saxonette)						W16FS-U	3034	W16FSR	3033	0,6
Famo	50-1 MAX / 50-1MB						W22FS-U	4025	W22FSR	4024	0,5
Famo	50-1MI / 50-1MINI / 50-2C / 50-2DK / 50-2DNL						W16FS-U	3034	W16FSR	3033	0,6
Famo	50-2KDK / 50-2KS / 50-2MAKSF / 50-2MANI / 50-2MASF						W16FS-U	3034	W16FSR	3033	0,6
Famo	50-2MAX / 50-2MLAX / 50-2MLB / 50-2MB						W22FS-U	4025	W22FSR	4024	0,5
Famo	50-2MLC / 50-2S						W16FS-U	3034	W16FSR	3033	0,6
Famo	50-3CN; / 50-33 / 50-3KFS						W16FS-U	3034	W16FSR	3033	0,6
Famo	50-3KHNL / 50-3KLH						W22FS-U	4025	W22FSR	4024	0,5
Famo	50-3LFH / 50-3LHX						W24FS-U	4038	W24FSR	4037	0,5
Famo	50-3LFS						W16FS-U	3034	W16FSR	3033	0,6
Famo	50-3LKH						W22FS-U	4025	W22FSR	4024	0,5
Famo	50-3LS / 50-3MAI						W16FS-U	3034	W16FSR	3033	0,6
Famo	50-3MAKFX						W22FS-U	4025	W22FSR	4024	0,5
Famo	50-3MAKSF / 50-3MANI / 50-3MAKI						W16FS-U	3034	W16FSR	3033	0,6
Famo	50-3MASF / 50-3MAX / 50-3MB / 50-3MKX						W22FS-U	4025	W22FSR	4024	0,5
Famo	50-3MLANL						W16FS-U	3034	W16FSR	3033	0,6
Famo	50-3MLFB / 50-3MLKB / 50-3MLFB / 50-3MLKAX						W22FS-U	4025	W22FSR	4024	0,5
Famo	50-3NL						W16FS-U	3034	W16FSR	3033	0,6
Famo	50-4CFNL						W16FS-U	3034	W16FSR	3033	0,6
Famo	50-4FDX / 50-4KEF						W22FS-U	4025	W22FSR	4024	0,5
Famo	50-4LFHNL						W24FS-U	4038	W24FSR	4037	0,5
Famo	50-4LFNL / 50-5LKS						W16FS-U	3034	W16FSR	3033	0,6
Famo	50-4LKH / 50-4MLFANL / 50-4MLFB / 50-4MLKAX						W22FS-U	4025	W22FSR	4024	0,5
Famo	50-6AGS						W27FS-U	4052	W27FSR	4054	0,6
Famo	50-6BGS						W24FS-U	4038	W24FSR	4037	0,5
Famo	50-6SW						W27ES-U	4046	W27ESR-U	4045	0,5
Famo	50ADX / 50ADLX / 50AEX / 50AMALX / 50AMAX						W22FS-U	4025	W22FSR	4024	0,5
Famo	50ALS / 50AMAI / AMASF						W16FS-U	3034	W16FSR	3033	0,6
Famo	50AML / 50AMLC / 50AMLS / 50AS / 50MC / 50-1MASF						W16FS-U	3034	W16FSR	3033	0,6
Famo	50S / 50SA / 80S						W24FS-U	4038	W24FSR	4037	0,5
Famo	50SW						W27ES-U	4046	W27ESR-U	4045	0,4
Famo	501-3BF / 501-3BKF						W16FS-U	3034	W16FSR	3033	0,6
Famo	501-4AKFX / 501-4BF / 501-4BKF / 501-4CKF						W22FS-U	4025	W22FSR	4024	0,5
Famo	502-1A / 502-1ACH / 502-1ADK						W16FS-U	3034	W16FSR	3033	0,6
Famo	502-1AKFX						W22FS-U	4025	W22FSR	4024	0,5
Famo	502-1ANL / 502-1AS / 502-1ASF / 502-1AX / 502-1B						W16FS-U	3034	W16FSR	3033	0,6



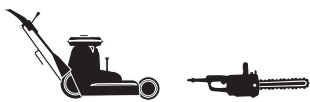
KW HP



R



FICHTEL & SACHS <i>continued</i>													
Famo	503-2BLCH					W16FS-U	3034	W16FSR	3033	0,6			
Famo	503-ABLCH					W22FS-U	4025	W22FSR	4024	0,5			
Famo	504-1A / 504-1ADK / 504-1ANL / 504-1B / 504-1BS					W16FS-U	3034	W16FSR	3033	0,6			
Famo	504-1C / 504-2A / 504-2B					W16FS-U	3034	W16FSR	3033	0,6			
Famo	505-1A / 505-1B / 505-1C					W16FS-U	3034	W16FSR	3033	0,6			
Famo	505-2AKS / 505-2AKSF / 505-2ANL					W16FS-U	3034	W16FSR	3033	0,6			
Famo	505-2B / 505-2C / 505-2CK / 505-2D / 505-2DK					W16FS-U	3034	W16FSR	3033	0,6			
Famo	506-4AKF					W16FS-U	3034	W16FSR	3033	0,6			
Famo	1001-5A / 1001-6B / 1001-6C					W24FS-U	4038	W24FSR	4037	0,5			
Famo	1001-5AGS / 1001-6BGS / 1001-6CGS					W27FS-U	4052	W27FSR	4054	0,6			
Famo	1251-5A / 1251-5B					W24FS-U	4038	W24FSR	4037	0,5			
Famo	1251-5AGS / 1251-5CMC / 1251-5EMC					W27FS-U	4052	W27FSR	4054	0,5			
Famo	1251-5AL					W22FS-U	4025	W22FSR	4024	0,5			
Famo	1251-6B / 1251-6C					W24FS-U	4038	W24FSR	4037	0,5			
Famo	1251-BGS / 1251-4D / 1251-6DGS					W27FS-U	4052	W27FSR	4054	0,6			
Famo	1252-7A					W27ES-U	4046	W27ESR-U	4045	0,6			
Famo	2001 / 2401-7A / 2501-5AMC / 2501-7A / 2551-7A					W27ES-U	4046	W27ESR-U	4045	0,6			
KC	27					W22ES-U	3093	W22ESR-U	3098	0,5			
KM	48 / 914A					W16FS-U	3034	W16FSR	3033	0,6			
Mowers		Sachs Engine				W16FS-U	3034	W16FSR	3033	0,5			
Sachs	50					W22FS-U	4025	W22FSR	4024	0,6			
Sachs	50S / 80S					W22FS-U	4025	W22FSR	4024	0,6			
Sachs	51 / 75RM / 76RM / SB96					W16FS-U	3034	W16FSR	3033	0,6			
Sachs	1004S / 1005S					M22	5003			0,6			
Sachs	175 / 200 / 1003 / 1004					M22	5003			0,5			
Sachs	501					W22FS-U	4025	W22FSR	4024	0,5			
Sachs	505 / 508					W16FS-U	3034	W16FSR	3033	0,5			
Sabo (SB)	SB 93	98 cc	1,7	2,3		W14F-U	4012	W14FR-U	4017	0,5			
Sabo (SB)	SB 102	102 cc	2,0	2,8		W16FS-U	3034	W16FSR	3033	0,5			
Sabo (SB)	SB 126 (. / -A / -B)	132 cc	2,7	3,7		W16FS-U	3034	W16FSR	3033	0,5			
Sabo (SB)	SB 130	123 cc	2,1 - 2,4	2,9 - 3,3				W14PR-U	6021	0,5			
Sabo (SB)	SB 130 L / SB 130 SL	123 cc	2,1	2,9				W14PR-U	6021	0,5			
Sabo (SB)	SB 135	123 cc	2,2	3,0				W14PR-U	6021	0,5			
Sabo (SB)	SB 140	142 cc	2,5 - 2,8	3,4 - 3,8				W14PR-U	6021	0,5			
Sabo (SB)	SB 140 SL	142 cc	2,6	3,5				W14PR-U	6021	0,5			
Sabo (SB)	SB 151 (. / -A / -B)	151 cc	3,3	4,5		W16FS-U	3034	W16FSR	3033	0,5			
Sabo (SB)	SB 152	151 cc	3,1	4,2		W16FS-U	3034	W16FSR	3033	0,5			
Sabo (SB)	SB 220	123 cc	2,0	2,7				W14PR-U	6021	0,5			
Sabo (SB)	SB 123 / SB 125 / SB 150					W16FS-U	3034	W16FSR	3033	0,6			
Sabo (SB)	97				(Ø 14mm thread)	W16FS-U	3034	W16FSR	3033	0,6			
Sabo (SB)	97				(Ø 18mm thread)	M14	5001			0,5			
Stamo	ST 30 / ST 50				Partial load	W16FS-U	3034	W16FSR	3033	0,5			
Stamo	ST 30 / ST 50				Full load	W20FS-U	3073	W20FSR-U	6053	0,5			
Stamo	ST 75 / ST 76				Partial load	75 cc	2,0	2,7	W16FS-U	3034	W16FSR	3033	0,5
Stamo	ST 75 / ST 76				Full load	75 cc	2,0	2,7	W22FS-U	4025	W22FSR	4024	0,5
Stamo	ST 96				Partial load	93 cc	2,7	3,7	W16FS-U	3034	W16FSR	3033	0,5
Stamo	ST 96				Full load	93 cc	2,7	3,7	W22FS-U	4025	W22FSR	4024	0,5
Stamo	ST 102 / ST 126 / ST 151				Partial load		2,2 - 4,4	3,0 - 6	W16FS-U	3034	W16FSR	3033	0,5
Stamo	ST 102 / ST 126 / ST 151				Full load		2,2 - 4,4	3,0 - 6	W22FS-U	4025	W22FSR	4024	0,5
Stamo	ST 203				Partial load	202 cc	4,4 - 6,3	6,0 - 8,5	M14	5001		0,5	
Stamo	ST 203				Full load	202 cc	4,4 - 6,3	6,0 - 8,5	M22	5003		0,5	
Stamo	ST 204 / ST 251				(Ø 14mm thread) Partial load		4,4 - 7,1	6,0 - 9,7	W16FS-U	3034	W16FSR	3033	0,5
Stamo	ST 204 / ST 251				(Ø 14mm thread) Full load		4,4 - 7,1	6,0 - 9,7	W22FS-U	4025	W22FSR	4024	0,5
Stamo	ST 204 / ST 251				(Ø 18mm thread) Partial load		4,4 - 7,1	6,0 - 9,7	M14	5001		0,5	
Stamo	ST 204 / ST 251				(Ø 18mm thread) Full load		4,4 - 7,1	6,0 - 9,7	M22	5003		0,5	
Stamo	ST 282				275 cc	6,2 - 8,0	8,5 - 11,0	M22	5003		0,5		
Stamo	ST 301 A / SB 301 AB								W14PR-U	6021	0,5		
Power Equipment	Series 504 / 505 / 508					W16FS-U	3034	W16FSR	3033	0,8			
Power Equipment	ST - 96 / ST - 151					W22FS-U	4025	W22FSR	4024	0,5			
Power Equipment	ST - 204 / ST - 251 / ST - 282					M22	5003			0,5			
FLEURELLE													
Mowers	BA 471 (Tecumseh centura 50 DX)	Tecumseh 50 DX	163 cc	3,3	4,5				W9LMR-US	6071	0,7		
FLOWTRON													
Log Splitters								W20M-US	6036	W20MR-U	6025	0,6	
FLYMO													
Mowers		Aspera Engine				W14-US	6033				0,8		
Mowers		B & S Engine				W20M-US	6036	W20MR-U	6025	0,7			
Mowers		Tecna Engine				W14LM-US	6035	W14LMR-US	6072	0,6			
Mowers	ECT0	Robin Engine				W14-US	6033			0,8			



KW HP



R



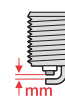
FLYMO <i>continued</i>								
Mowers	KAV74	Kirby Engine			W9P-U	6006	W9PR-U 6007 0,5	
FORD								
Chainsaws	Eagle I, Eagle II, Hawk				W20M-US	6036	W20MR-U 6025 0,6	
Log Splitters					W20M-US	6036	W20MR-U 6025 0,6	
Mowers	All Models				W20M-US	6036	W20MR-U 6025 0,8	
Tractors		B & S Engine			W9LM-US	6057	W9LMR-US 6071 0,8	
Tractors		Tecumseh Engine			W14-US	6033		
Tractors	K241 / K321 / K301 / K341 / K532	Kohler Engine			W14L	6013		
FORESTER								
Chainsaws	CS-100 / CS350 / CS-580				W14M-US	6034	W14MR-U 6019 0,7	
FRONTIER - TML								
Chainsaws	Einhell / Fercard / Rocky				W22M-US	6048		
Chainsaws	F35 / FB35				W22M-US	6048		
Chainsaws	F35VIP / FB35VIP				W22M-US	6048		
Chainsaws	Greens B / Pioneer / Ranch				W22M-US	6048		
Chainsaws	Mark I / VIP				W22M-US	6048		
Chainsaws	Star Diffusion				W22M-US	6048		
FUJI (ROBIN)								
Brushcutters	NB02 / NB16 / -F / -Z				W22M-US	6048		
Brushcutters	NB03 / NB04 / NB 30 / NB40				W22FS-U	4025	W22FSR 4024 0,6	
Brushcutters	NB23 / -F / -M / -S				W22M-US	6048		
Brushcutters	NB26 / NB26AW / NB31 / NB31AU / NB50 (L)				W22M-US	6048		
Brushcutters	NB171 / NB211 / NB231				W22M-US	6048		
Brushcutters	NB262 / NB263 / NB351 / NB411 / NB411AU				W22MP-US	6049	W22MPR-U 6043 0,7	
Brushcutters	NBF171 / NBF211 / NBF231				W22M-US	6048		
Brushcutters	NBK23 / NBK231 / NBK232	20 cc	0,8	1,1	W22M-US	6048		
Brushcutters	NBT415 / NBPT415				W22MP-US	6049	W22MPR-U 6043 0,7	
Generators	R 550						W14MR-U 6019 0,7	
Generators	RGX 370 / RGX 480						W14FPR-U 4184 0,7	
Generators	RGX 150 / RGX 200 / RGX270						W20FSR-U 6053 0,7	
Generators	R1000						W20FSR-U 6053 0,7	
Power Equipment	EC01 A / ER / R	2-Stroke			W22M-US	6048		
Power Equipment	EC02 ER / EHR / F / G	2-Stroke	22 cc	0,7	1,1	W22M-US	6048	
Power Equipment	EC03 F / EC05 M	2-Stroke			W22M-US	6048		
Power Equipment	EC03 ER / EC04ER / EC025 E	2-Stroke			W22MP-US	6049	W22MPR-U 6043 0,7	
Power Equipment	EC06	2-Stroke			W20FS-U	3073	W20FSR-U 6053 0,7	
Power Equipment	EC08 / EC17	2-Stroke			W22FS-U	4025	W22FSR 4024 0,7	
Power Equipment	EC10	2-Stroke	98 cc	2,9	4,0	W14-US	6033	
Power Equipment	EC12	2-Stroke	118 cc	3,7	5,0	W20M-US	6036	W20MR-U 6025 0,7
Power Equipment	EC022 G / EC025 G	2-Stroke			W22M-US	6048		
Power Equipment	EH09	4-Stroke	86 cc	1,8	2,4	W20M-US	6036	W20MR-U 6025 0,7
Power Equipment	EH12	4-Stroke	121 cc	2,9	4,0	W20ES-U	3051	W20ESR-U 3057 0,7
Power Equipment	EH12-2	4-Stroke	121 cc	2,9	4,0	W20FS-U	3073	W20FSR-U 6053 0,7
Power Equipment	EH17	4-Stroke	172 cc	4,5	6,0	W20FS-U	3073	W20FSR-U 6053 0,7
Power Equipment	EH17-2	4-Stroke	172 cc	4,5	6,0	W20FS-U	3073	W20FSR-U 6053 0,7
Power Equipment	EH25	4-Stroke	251 cc	6,3	8,5	W20FS-U	3073	W20FSR-U 6053 0,7
Power Equipment	EH25-2	4-Stroke	251 cc	6,3	8,5	W20FS-U	3073	W20FSR-U 6053 0,7
Power Equipment	EH30	4-Stroke	291 cc	6,6	9,0	W20EP-U	3043	W20EPR-U 3047 0,7
Power Equipment	EH34	4-Stroke	338 cc	8,1	11,0	W20EP-U	3043	W20EPR-U 3047 0,7
Power Equipment	EH36	4-Stroke	404 cc	8,6	11,5	W20EP-U	3043	W20EPR-U 3047 0,7
Power Equipment	EH41	4-Stroke	404 cc	10,1	13,5	W20EP-U	3043	W20EPR-U 3047 0,7
Power Equipment	EH63	4-Stroke	653 cc	13,4	18,0	W20EP-U	3043	W20EPR-U 3047 0,7
Power Equipment	EH63V	4-Stroke	653 cc	13,4	18,0	W20EP-U	3043	W20EPR-U 3047 0,7
Power Equipment	EH64	4-Stroke	653 cc	15,3	20,5	W20EP-U	3043	W20EPR-U 3047 0,7
Power Equipment	EH65	4-Stroke	653 cc	16,4	22,0	W20EP-U	3043	W20EPR-U 3047 0,7
Power Equipment	EH65V	4-Stroke	653 cc	16,4	22,0	W20EP-U	3043	W20EPR-U 3047 0,7
Power Equipment	EH72	4-Stroke	653 cc	18,6	25,0	W20EP-U	3043	W20EPR-U 3047 0,7
Power Equipment	EY 08	4-Stroke	77 cc	1,5	2,0	W14M-US	6034	W14MR-U 6019 0,7
Power Equipment	EY10 / EY13 / EY14 / EY18	4-Stroke			W20FS-U	3073	W20FSR-U 6053 0,7	
Power Equipment	EY15	4-Stroke	143 cc	3,6	3,5	W20FS-U	3073	W20FSR-U 6053 0,7
Power Equipment	EY21	4-Stroke			W14F-U	4012	W14FR-U 4017 0,7	
Power Equipment	EY23	4-Stroke	225 cc	4,4	6,0	W14FP-U	4013	W14FPR-U 4184 0,5
Power Equipment	EY28	4-Stroke	273 cc	5,5	7,5	W20FP-U	3068	W20FPR-U 3070 0,7
Power Equipment	EY20 / EY25 / EY27 / EY33	4-Stroke			W20FS-U	3073	W20FSR-U 6053 0,7	
Power Equipment	EY35 / EY40 / EY44 / EY150	4-Stroke			W20FS-U	3073	W20FSR-U 6053 0,7	
Power Equipment	EX13	4-Stroke	126 cc	3,2	4,3	W20FS-U	3073	W20FSR-U 6053 0,7
Power Equipment	EX17	4-Stroke	169 cc	4,3	5,7	W20FS-U	3073	W20FSR-U 6053 0,7
Power Equipment	EX21	4-Stroke	211 cc	5,2	7,0	W20FS-U	3073	W20FSR-U 6053 0,7



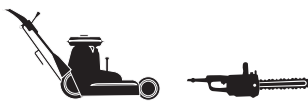
KW HP



R



FUJI (ROBIN) <i>continued</i>											
Power Equipment	EX27		4-Stroke	265 cc	6,7	9,0	W20FS-U	3073	W20FSR-U	6053	0,7
FUTURA											
Log Splitters			Tecumseh Engine				W14-US	6033			0,6
GARDEN PRIDE											
Mowers	All Models						W20M-US	6036	W20MR-U	6025	0,8
GARDEN PRO											
Tractors			B & S Engine				W9LM-US	6057	W9LMR-US	6071	0,8
GIANT MOW											
Mowers			B & S Engine				W9LM-US	6057	W9LMR-US	6071	0,8
Mowers	FB460V		Kawasaki Engine				W14-US	6033			0,8
Mowers	GV400		Honda Engine				W14-US	6033			0,8
GIANT VAC											
Log Splitters			B & S Engine				W9LM-US	6057	W9LMR-US	6071	0,6
GILSON											
Mowers	All Models						W20M-US	6036	W20MR-U	6025	0,8
GOLDEN BOY											
Mowers	All Models						W20M-US	6036	W20MR-U	6025	0,8
GOLDEN STAR											
Brushcutters	KFB633DX / KFB640DX						W20M-US	6036	W20MR-U	6025	0,6
Brushcutters	KFS218LD / KFS418DX / KFS424DX						W20M-US	6036	W20MR-U	6025	0,6
GOLF											
Mowers	All Models						W20M-US	6036	W20MR-U	6025	0,8
GOODALL											
Garden Tractors							W14-US	6033			0,7
GRAINGER											
Chainsaws	2Z573 / 2Z760 / 2Z970 / 2Z971						W20M-US	6036	W20MR-U	6025	0,6
Chainsaws	4Z022 / 4Z023						W20M-US	6036	W20MR-U	6025	0,6
GRASS MASTER (PRO-TURF)											
Mowers			B & S Engine				W9LM-US	6057	W9LMR-US	6071	0,8
GRASSHOPPER											
Mowers	K341		Kohler Engine				W14L	6013			0,8
GRAVELY											
Mowers			B & S Engine				W20M-US	6036	W20MR-U	6025	0,7
Mowers			B & S Engine				W9LM-US	6057	W9LMR-US	6071	0,8
Mowers			Continental				W16FP-U	4019	W16FPR-U	4192	0,7
Mowers			Kohler Engine				W14LM-US	6035	W14LMR-US	6072	0,7
Mowers			Kohler Engine				W9LM-US	6057	W9LMR-US	6071	0,8
Mowers			Onan Engine				W16LS	3035			0,7
Mowers	Riding		Kohler Engine				W16LS	3035			0,7
GREEN ACRES											
Mowers	All Models						W20M-US	6036	W20MR-U	6025	0,8
Tractors							W20M-US	6036	W20MR-U	6025	0,7
GREEN MACHINE											
Brushcutters	All Models						W22M-US	6048			0,7
Chainsaws	7100 / 7200 / 7400						W20M-US	6036	W20MR-U	6025	0,7
Chainsaws	7600 / 7700						W22MP-US	6049	W22MPR-U	6043	0,7
GREENS											
Mowers			Villiers				W22FS-U	4025	W22FSR	4024	0,5
Mowers	Zephyr		B & S Engine				W14-US	6033			0,7
GULF											
Mowers			B & S Engine				W9LM-US	6057	W9LMR-US	6071	0,8
Mowers			Tecumseh Engine				W14-US	6033			0,8



KW HP



R



GUTBROD								
Mowers	HB40 / HB40L / HB45 / HB45E / HB45LE / HB45REL	B & S Engine	W20M-US	6036	W20MR-U	6025	0,5	
Mowers	HB46-2T	B & S Engine	W20M-US	6036	W20MR-U	6025	0,5	
Mowers	HB46-4T	Tecna Engine	W20M-US	6036	W20MR-U	6025	0,5	
Mowers	HB46R / HB55R		W20M-US	6036	W20MR-U	6025	0,5	
Mowers	HB255REL / SB51R		W20M-US	6036	W20MR-U	6025	0,5	
Mowers	Prof 430G / 510	B & S Engine	W20M-US	6036	W20MR-U	6025	0,5	
Mowers	Prof 510FSR	Sachs Engine	W20M-US	6036	W20MR-U	6025	0,5	
Power Equipment	140V4 / 162MS4 / 245H4 / 245HL4 / 245HR4		W14LM-US	6035	W14LMR-US	6072	0,5	
Tractors	510EBS / 610EBS / 610EBS	Tecumseh Engine	W20M-US	6036	W20MR-U	6025	0,5	
Tractors	BM100-2G / MB60-30 / MB60-52		W20M-US	6036	W20MR-U	6025	0,5	
Tractors	BM100-4BS / ZB100 / BM700	B & S Engine	W20M-US	6036	W20MR-U	6025	0,5	
Tractors	SR800		W16FS-U	3034	W16FSR	3033	0,5	
HAHN								
Mowers	All Models		W14-US	6033			0,8	
HAKO								
Mowers		(Ø 14mm thread) JLO Engine	W22FS-U	4025	W22FSR	4024	0,6	
Mowers		(Ø 18mm thread) JLO Engine	M22	5003			0,6	
Mowers	Hakaboy 8611		M22	5003			0,6	
Mowers	Hako Combinette / Hako Variette	F & S Engine	W16FS-U	3034	W16FSR	3033	0,6	
Mowers	Hakorette 150 / 200		W16FS-U	3034	W16FSR	3033	0,6	
Mowers	Hakorette 5003 / 5004 / 5005 / 5007		M22	5003			0,6	
Mowers	Hakorette 5008 / 5027 / 5035		M22	5003			0,6	
Mowers	Hakotrac 700 / 1000		W14-US	6033			0,6	
Mowers	Hakotrac 1200 / 1400		W16FS-U	3034	W16FSR	3033	0,6	
Mowers	Hakotrac 2000		W16LS	3035			0,6	
Mowers		B & S Engine	W20M-US	6036	W20MR-U	6025	0,6	
Mowers	Rasentrac 800E		W14-US	6033			0,6	
HANNIBAL								
Mowers	All Models		W9LM-US	6057	W9LMR-US	6071	0,8	
HAYTER								
Mowers		B & S Engine	W20M-US	6036	W20MR-U	6025	0,7	
Mowers		Kohler Engine	W14LM-US	6035	W14LMR-US	6072	0,7	
Mowers		Tecumseh Engine	W14LM-US	6035	W14LMR-US	6072	0,7	
HECKENDORN								
Mowers		B & S Engine	W9LM-US	6057	W9LMR-US	6071	0,8	
Mowers		Kohler Engine	W14L	6013			0,8	
Mowers		Wisconsin Engine	L14-U	5000	L14R-U	5049	0,8	
HEFTY								
Tractors		B & S Engine	W9LM-US	6057	W9LMR-US	6071	0,8	
HIRTH								
Mowers	240 / 241		W16FS-U	3034	W16FSR	3033	0,6	
Power Equipment	04	40 cc 1,5 2,0	W22MP-US	6049	W22MPR-U	6043	0,5	
Power Equipment	08	48 cc 2,2 3,1	W22FS-U	4025	W22FSR	4024	0,5	
Power Equipment	102 / 241		W16FS-U	3034	W16FSR	3033	0,5	
Power Equipment	1440	133 cc 2,9 4,0	W20FS-U	3073	W20FSR-U	6053	0,5	
Power Equipment	152	141 cc 3,7 5,0	W20FS-U	3073	W20FSR-U	6053	0,5	
Power Equipment	151	(Ø 18mm thread)	M17	5002			0,5	
Power Equipment	84 / 85 / 112	(Ø 18mm thread)	M14	5001			0,5	
Power Equipment	263	383 cc 20,0 28,0	W22ES-U	3093	W22ESR-U	3098	0,5	
Power Equipment	2702	520 cc 29,0 40,0	W24FS-U	4038	W24FSR	4037	0,5	
HMC								
Chainsaws	Green Machine	Zenoah Engine	W22M-US	6048			0,7	
HOFFCO								
Brushcutters / Trimmers		B & S Engine	W9LM-US	6057	W9LMR-US	6071	0,8	
Brushcutters / Trimmers		Kawasaki Engine	W20M-US	6036	W20MR-U	6025	0,7	
Brushcutters / Trimmers	638 - 16 Eng.		W14-US	6033			0,7	
Brushcutters / Trimmers	Alladin (Fuji)		W22M-US	6048			0,7	
Brushcutters / Trimmers	AV52 Power Product		W14-US	6033			0,6	
Brushcutters / Trimmers	B16 Little Hoe		W20MP-U	6023			0,6	
Brushcutters / Trimmers	BP550		W9-U	6004			0,8	
Brushcutters / Trimmers	Critter		T20M-U	6039			0,7	
Brushcutters / Trimmers	ECO2R / ECO1R		W20M-US	6036	W20MR-U	6025	0,7	
Brushcutters / Trimmers	GT210 / GT211 / JP260		T20M-U	6039			0,7	



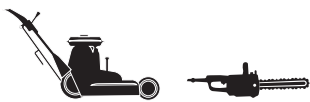
KW HP



R



HOFFCO <i>continued</i>										
Brushcutters / Trimmers	GTX - R / Genie (Fujii)					W22M-US	6048			0,7
Brushcutters / Trimmers	H1AH / G1AH / F2-2					W20M-US	6036	W20MR-U	6025	0,7
Brushcutters / Trimmers	HB220 / WT250HT					W20M-US	6036	W20MR-U	6025	0,7
Brushcutters / Trimmers	HB250					T20MP-U	6040			0,6
Brushcutters / Trimmers	HD					W16LS	3035			0,7
Brushcutters / Trimmers	JP300 / JP390 / XL					W20M-US	6036	W20MR-U	6025	0,7
Brushcutters / Trimmers	Little Hoe					W22MP-US	6049	W22MPR-U	6043	0,6
Brushcutters / Trimmers	MP633					W20M-US	6036	W20MR-U	6025	0,7
Brushcutters / Trimmers	PH980 / PH1700-A					W14LM-US	6035	W14LMR-US	6072	0,7
Brushcutters / Trimmers	WW / & P Series AV250					W14LM-US	6035	W14LMR-US	6072	0,7
Chainsaws	All West Bend Engines					W16LS	3035			0,7
Chainsaws	D4 / D58 / T4 / T58					W20M-US	6036	W20MR-U	6025	0,8
Chainsaws	P10A / Power Scythe					W14-US	6033			0,7
Chainsaws	S480 Series / Super 510					W20M-US	6036	W20MR-U	6025	0,7
Chainsaws	Sickle Bar (Fujii)					W22M-US	6048			0,7
Chainsaws	Super 88 / D51 / S510					W16LS	3035			0,8
Chainsaws	Timberline T47					W14-US	6033			0,8
Chainsaws	Timberline T81					W20S-U	3075	W20SR-U	3076	0,8
Chainsaws	V - 3					W14-US	6033			0,8
Mowers		B & S Engine				W9LM-US	6057	W9LMR-US	6071	0,8
Mowers	Fuji Robin					W22M-US	6048			0,8
Mowers	Power Product					W14-US	6033			0,8
HOME PRO										
Mowers		B & S Engine				W9LM-US	6057	W9LMR-US	6071	0,8
Mowers		Tecumseh Engine				W14-US	6033			0,8
HOMELITE										
Blower	HB 180		25 cc	0,6	0,8	T20MP-U	6040			0,6
Brushcutters / Trimmers	HK18 / HK24 / HK28 / HK33					W20M-US	6036	W20MR-U	6025	0,6
Brushcutters / Trimmers	ST80 / ST90 / ST100 / ST120					T20MP-U	6040			0,6
Brushcutters / Trimmers	ST150 / ST160 / ST160A / ST180 / ST200					T20MP-U	6040			0,7
Brushcutters / Trimmers	ST155 / ST165 / ST175 / ST175BC					T20MP-U	6040			0,6
Brushcutters / Trimmers	ST165 / ST185 / ST285 / ST385 / ST485					T20MP-U	6040			0,6
Brushcutters / Trimmers	ST400 / XLBC - 4					W22M-US	6048			0,6
Chainsaws	150 / 190 All Models					T20M-U	6039			0,6
Power Equipment	200 All Models		33 cc	1,4	1,9	T20MP-U	6040			0,6
Chainsaws	240 / 330 / 410 / 540 / 245HG / 245SL					T20MP-U	6040			0,6
Chainsaws	250 All Models					T20MP-U	6040			0,6
Chainsaws	290 / 340					W22MP-US	6049	W22MPR-U	6043	0,6
Chainsaws	300 / 410					W22MP-US	6049	W22MPR-U	6043	0,6
Chainsaws	330					T20M-U	6039			0,6
Chainsaws	350 / 380					W22M-US	6048			0,6
Chainsaws	450 / 550					T22M-U	6041			0,6
Chainsaws	540					T20MP-U	6040			0,6
Chainsaws	650 / 750 All Models					W22M-US	6048			0,6
Chainsaws	945 / 955					W22M-US	6048			0,6
Chainsaws	1050 / Super 1050					W22M-US	6048			0,6
Chainsaws	2100 Super / 2100S / 3100G					W22M-US	6048			0,6
Chainsaws	C72					W20S-U	3075	W20SR-U	3076	0,6
Chainsaws	Mini Models					T22M-U	6041			0,6
Chainsaws	Super 2 / VI-Super-2 / XL-2					T20M-U	6039			0,6
Chainsaws	Super 2 / Super EZ-AO					T22M-U	6041			0,6
Chainsaws	Super 2100					W22M-US	6048			0,6
Chainsaws	Super EZ - AO / EZ					T22M-U	6041			0,6
Chainsaws	Super Wiz 55 / 66 / C72					W22M-US	6048			0,6
Chainsaws	Super Wiz 80					W16S-U	5044			0,6
Chainsaws	Super XL / Super XL-AO / XL 123 / VI 123 XL650F					W22M-US	6048			0,6
Chainsaws	Super XL-925 / VI-944 / VI955					W22M-US	6048			0,6
Chainsaws	XL-12 / XL100A					W20M-US	6036	W20MR-U	6025	0,6
Chainsaws	XL-123 / VI-123 / XL-660F					W22M-US	6048			0,6
Chainsaws	XL-923 / XL-923A					W22M-US	6048			0,6
Chainsaws	XL-925 VI-944 / VI-955					W22M-US	6048			0,6
Lawn Tractors	E150 - 2					W22MP-US	6049	W22MPR-U	6043	0,6
Lawn Tractors	E300HD / RE1030E / RE1230E / RE380 / RE830E					W9LM-US	6057	W9LMR-US	6071	0,8
Lawn Tractors	TR - 5 / FT - 5					W9LM-US	6057	W9LMR-US	6071	0,8
Mowers		B & S Engine				W9LM-US	6057	W9LMR-US	6071	0,8
Mowers		Tecumseh Engine				W14LM-US	6035	W14LMR-US	6072	0,7
Mowers	HSD20 / HSD20P / HSD20V					W9LM-US	6057	W9LMR-US	6071	0,7
Mowers	HSD20-2 / HSD20P-2 / HSC20-2					W9LM-US	6057	W9LMR-US	6071	0,8



KW HP



R



HOMELITE <i>continued</i>										
Power Equipment	HT 17		16 cc	0,3	0,4	T20MP-U	6040			0,6
Power Equipment	XL-TI		30 cc	0,8	1,1	T20MP-U	6040			0,6
Power Equipment	250		41 cc	1,7	2,3	W22MP-US	6049	W22MPR-U	6043	0,6
Power Equipment	300		49 cc	2,4	3,3	W22MP-US	6049	W22MPR-U	6043	0,6
Tractors	Garden / Lawn					W20M-US	6036	W20MR-U	6025	0,6
Tractor / Cultivator	HCM20 / HCM20P-5 / HCM20P-5G					W9LM-US	6057	W9LMR-US	6071	0,8
HOMESTEADER										
Garden Tractors		B & S Engine				W9LM-US	6057	W9LMR-US	6071	0,8
Garden Tractors	M16	Kohler Engine	11,8	16,0		W14L	6013			0,8
HONDA										
Brushcutters / Trimmers	UMT 20 S / UMT 24 S / UMT 24 D	2-Stroke						W20MPR-U10	6032	0,7
Brushcutters / Trimmers	UMT 28 D / UMT 32 D / UMT 32 FX	2-Stroke						W20MPR-U10	6032	0,7
Brushcutters / Trimmers	UMT 41 DF / UMT 51 DF / UMT 51 FX	2-Stroke						W20MPR-U10	6032	0,7
Brushcutters / Trimmers	UMK 422 S /-J /-D	GX 22, OHV, Mini 4-Stroke	22,2 cc					U16FSR-UB	6050	0,7
Brushcutters / Trimmers	UMK 431 J /-D	GX 31, OHV, Mini 4-Stroke	31 cc					U16FSR-UB	6050	0,7
Generators	E 800	G28				U20FS-U	4002	U20FSR-U	4004	0,7
Generators	E 1500	G42						W20FSR-U	6053	0,6
Generators	E 1500	G 200						W14FR-U	4017	0,6
Generators	E 1500	G 200 CDI ignition						W14FPR-U	4184	1,0
Generators	E 2500	G 300						W14FR-U	4017	0,6
Generators	E 3500							W14FR-U	4017	0,6
Generators	E 3500	CDI ignition						W14FPR-U	4184	1,0
Generators	E 4500							W14FPR-U	4184	1,0
Generators	EB 1200 X	GX 110						W20EPR-U	3047	0,6
Generators	EB 1400 X / EB 1500 X / EB 1800 X / EB 2200 X							W20EPR-U	3047	0,6
Generators	EB 1900 X	GX 140						W20EPR-U	3047	0,6
Generators	EB 3000 X / EB 3500 X							W16EPR-U	3021	0,6
Generators	EB 1500	GE 200						W14FPR-U	4184	1,0
Generators	EB 1800							W14FPR-U	4184	1,0
Generators	EB 1900	GE 200						W14FPR-U	4184	1,0
Generators	EB 2800	GE 300						W14FPR-U	4184	1,0
Generators	EB 3000							W14FR-U	4017	0,6
Generators	EB 4000	G 400						W14FPR-U	4184	1,0
Generators	EB 4500 / EB 5000							W20EPR-U	3047	0,6
Generators	EBK 2000							W14FPR-U	4184	1,0
Generators	EBK 2600							W14FR-U	4017	0,6
Generators	EBK 3600							W14FR-U	4017	0,6
Generators	EC 2200 / EC 4000 / EC 4500 P							W20EPR-U	3047	0,6
Generators	EC 6000							W20EPR-U	3047	0,6
Generators	ECT 6500 / ECT 6500 P							W20EPR-U	3047	0,6
Generators	ED 300	Eng No. -> 1138369						W20MPR-U10	6032	1,0
Generators	ED 300	Eng No. 1138370 ->						W14MPR-U10	6018	1,0
Generators	ED 400							W14MR-U	6019	0,6
Generators	ED 1000 X							W20EPR-U	3047	0,6
Generators	EG 850 X / EG 1000 X / EG 1200 X / EG 1400 X							W20EPR-U	3047	0,6
Generators	EG 1500 X / EG 1800 X / EG 1900 X / EG 2000 X							W20EPR-U	3047	0,6
Generators	EG 2200 X / EG 3000 X / EG 3500 X							W20EPR-U	3047	0,6
Generators	EG 4500 X	GX 340 (CDI)						W16EPR-U	3021	0,6
Generators	EG 850 Z / EG 1000 Z, EG 1200 Z, EG 1400 Z							W14FR-U	4017	0,6
Generators	EG 1500 Z, EG 1800 Z, EG 1900 Z, EG 2200 Z							W14FR-U	4017	0,6
Generators	EG 550 / EG 650							W14MR-U	6019	0,6
Generators	EG 1000	G150						W14FR-U	4017	0,6
Generators	EG 1200 / EG 2200 / EG 4500							W20EPR-U	3047	0,6
Generators	EG 4000							W14FR-U	4017	0,6
Generators	EG 5000							W20EPR-U	3047	0,6
Generators	EGK 600					W14M-US	6034	W14MR-U	6019	0,6
Generators	EGK 1000 / EGK 1200 / EGK 1600							W14FR-U	4017	0,6
Generators	EGK 2000 / EGK 2600 / EGK 3600							W14FR-U	4017	0,6
Generators	EJ 3							W20FPR-U	3070	0,6
Generators	EL 5000							W20FPR-U	3070	0,6
Generators	EM 25	GX 160	160 cc	4,0	5,5			W20EPR-U	3047	0,7
Generators	EM 30	GX 200	200 cc	4,8	6,5			W20EPR-U	3047	0,7
Generators	EM 50IS	GX 340	340 cc	8,2	11,0			W20EPR-U	3047	0,7
Generators	EM 70IS	GX 390	390 cc	9,6	13,0			W20EPR-U	3047	0,7
Generators	EM 500	Eng No. -> 1138369						W20MPR-U10	6032	1,0
Generators	EM 500	Eng No. 1138370 ->						W14MPR-U10	6018	1,0
Generators	EM 600							W20MPR-U10	6032	1,0
Generators	EM 650							W14MR-U	6019	0,6
Generators	EM 1500 / EM 1900	GE 200						W14FPR-U	4184	1,0
Generators	EM 1200 X / EM 1400 X / EM 1500 X							W20EPR-U	3047	0,6



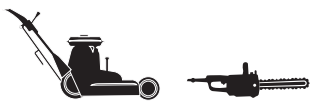
KW HP



R



HONDA <i>continued</i>											
Generators	EM 1800 X / EM 1900 X / EM 2200 X							W20EPR-U	3047	0,6	
Generators	EM 1800 / EM 3000 / EM 4000							W14FPR-U	4184	1,0	
Generators	EM 2200 / EM 4500 / EM 5000							W20EPR-U	3047	0,6	
Generators	EM 3000 X, SX / EM 3500 X, SX							W16EPR-U	3021	0,6	
Generators	EM 5000 SX							W20EPR-U	3047	0,6	
Generators	EM 5500	GX 390	390 cc	9,6	13,0			W20EPR-U	3047	0,7	
Generators	EMS 3000 / EMS 4000							W14FPR-U	4184	1,0	
Generators	EMS 2800 / EMS 3800							W14FPR-UL10	4204	1,0	
Generators	ES 3500 K1	G 400 K1						W14FR-U	4017	0,6	
Generators	ES 3500 / ES 4500	G 400						W14FPR-U	4184	1,0	
Generators	ES 5500	GX 360						W20FPR-U10	3268	1,0	
Generators	ES 5500 K1	GX 360 K1						W20FPR-U	3070	0,6	
Generators	ES 6500							W20FPR-U	3070	0,6	
Generators	ET 4500							W14FPR-U	4184	1,0	
Generators	ET 4500 X							W20EPR-U	3047	0,6	
Generators	ET 5000 Z							W20FPR-U10	3268	1,0	
Generators	EU 10 i	OHV, Mini 4-Stroke						U16FSR-UB	6050	0,7	
Generators	EU 26iS	GX 160	160 cc	4,0	5,5			W20EPR-U	3047	0,7	
Generators	EU 30iS	GX 200	200 cc	4,8	6,5			W20EPR-U	3047	0,7	
Generators	EV 3600 / EV 4000							W20FPR-U10	3268	1,0	
Generators	EV 3610							W9FP-UL	4152	0,7	
Generators	EV 4010 / EV 6010							W14FPR-U	4184	0,7	
Generators	EV 5010							W20FPR-U	3070	0,6	
Generators	EW 170							W14FPR-UL10	4204	1,0	
Generators	EW 140 / EW 171							W16EPR-U	3021	0,6	
Generators	EX 6 / EX 7	GXH 50, OHV, Mini 4-Stroke	50 cc					U16FSR-UB	6050	0,7	
Generators	EX 100							W14FR-U	4017	0,6	
Generators	EX 300 (Hippo) / EX 350							W20MR-U	6025	0,8	
Generators	EX 500	Eng No. -> 1138369						W20MPR-U10	6032	1,0	
Generators	EX 500	Eng No. 1138370 ->						W14MPR-U10	6018	1,0	
Generators	EX 550 / EX 650							W14MR-U	6019	0,6	
Generators	EX 800							W14FPR-U	4184	1,0	
Generators	EX 900 / EX 1000							W14FR-U	4017	0,6	
Generators	EU 1000 I / EU 2000 i	OHV, Mini 4-Stroke						U14FSR-UB	6050	0,7	
Generators	EX 1900 / EX 2100 / EX 2200							W20EPR-U	3047	0,6	
Generators	EX 3000 (S) / EX 4000							W16EPR-U	3021	0,6	
Generators	EX 4000 S	GX 340						W16EPR-U	3021	0,8	
Generators	EX 3300 / EX 4500							W20EPR-U	3047	0,6	
Generators	EX 5500							W9FP-UL	4152	0,7	
Generators	EZ 2200	GX 160	16 cc	4,0	5,5			W20EPR-U	3047	0,7	
Generators	EZ 4500	GX 340	340 cc	8,2	11,0			W20EPR-U	3047	0,7	
Mowers	GXV110						W20EP-U	3043	W20EPR-U	3047	0,8
Mowers	GXV120			2,9	4,0		W16EP-U	3018	W16EPR-U	3021	0,8
Mowers	HR17	G100 - GV110						W20MR-U	6025	0,7	
Mowers	HR 21 / HR 21-5	Magneto ignition						W20MR-U	6025	0,7	
Mowers	HR 21 / HR 21-5	CDI ignition						W20MPR-U10	6032	1,0	
Mowers	HR194 / HR214 / HA214			2,9	4,0		W16EP-U	3018	W16EPR-U	3021	0,7
Mowers	HR215	GV200		3,7	5,0		W20M-US	6036	W20MR-U	6025	0,7
Mowers	HRB 423 P /-PD /-S /-SD /-SX	1-Cyl., 4-Stroke						W14MR-U	6019	0,6	
Mowers	HRB 476C SX / HRB 476C HX	1-Cyl., 4-Stroke, OHC						W20EPR-U	3047	0,6	
Mowers	HRB 475 HM /-HX /-P /-PD /-S /-SD /-SM /-SX	1-Cyl., 4-Stroke, OHV						W16EPR-U	3021	0,6	
Mowers	HRB 535 SX							W16EPR-U	3021	0,6	
Mowers	HRB 536C SX	1-Cyl., 4-Stroke, OHC						W20EPR-U	3047	0,6	
Mowers	HRD 536C HX / HRD 536C SX	1-Cyl., 4-Stroke, OHC						W20EPR-U	3047	0,6	
Mowers	HRD 535 HX /-SM /-SX	1-Cyl., 4-Stroke, OHV						W16EPR-U	3021	0,6	
Mowers	HRD 536 HM /-HX /-HXE	1-Cyl., 4-Stroke, OHV						W16EPR-U	3021	0,6	
Mowers	HRG 413 PD / HRG 413 SD	1-Cyl., 4-Stroke						W14MR-U	6019	0,6	
Mowers	HRG 465 PD /-SD							W16EPR-U	3021	0,6	
Mowers	HRG 465C PD / HRG 465C SD	1-Cyl., 4-Stroke, OHC						W20EPR-U	3047	0,6	
Mowers	HRG 475C PD / HRG 475C SD	1-Cyl., 4-Stroke, OHC						W20EPR-U	3047	0,6	
Mowers	HRM 536C SX / HRS 535C SD	1-Cyl., 4-Stroke, OHC						W20EPR-U	3047	0,6	
Mowers	HRS21 Std.-Ign.	Eng No. -->2029058					W16FP-U	4019	W16FPR-U	4192	0,7
Mowers	HRS21 CDI	Eng No. -->2029058)					W16FS-U	3034	W16FSR	3033	0,7
Mowers	HRS21	GV35		2,6	3,5		W16FS-U	3034	W16FSR	3033	0,7
Mowers	HT3810			7,4	10,0		W16FS-U	3034	W16FSR	3033	0,7
Mowers	HT3813			9,6	13,0		W16FP-U	4019	W16FPR-U	4192	0,7
Mowers	HT4518H						W16EP-U	3018	W16EPR-U	3021	1,0
Mowers	UM 516 C	1-Cyl., 4-Stroke, OHC		4,1	5,5			W20EPR-U	3047	0,6	
Mowers	UM 536 .. /-EE /-EBE / UM 616 .. /-EE /-EBE	1-Cyl., 4-Stroke, OHV		4,1	5,5			W16EPR-U	3021	0,6	
Power Equipment	G 25 / G28 / G28 K1 / G3T						U20FS-U	4002	U20FSR-U	4004	0,7
Power Equipment	G 100 K1	4-Stroke, Sidevalve	Magneto ignition	100 cc	1,6	2,2	W14M-US	6034	W14MR-U	6019	0,7
Power Equipment	G 100 K2	4-Stroke, Sidevalve	CDI ignition	100 cc	1,9	2,5	W14MP-U10	6017	W14MPR-U10	6018	1,0



KW HP



R



HONDA <i>continued</i>											
Power Equipment	G 150 / K1	4-Stroke, Sidevalve	Magneto ignition	144 cc	2,6	3,5	W14F-U	4012	W14FR-U	4017	0,7
Power Equipment	G 150	4-Stroke, Sidevalve	CDI ignition	144 cc	2,6	3,5	W14FP-UL10	6012	W14FPR-UL10	4204	1,0
Power Equipment	G 200 / K1	4-Stroke, Sidevalve	Magneto ignition	197 cc	3,7	5,0	W14F-U	4012	W14FR-U	4017	0,7
Power Equipment	G 200	4-Stroke, Sidevalve	CDI ignition	197 cc	3,7	5,0	W14FP-UL10	6012	W14FPR-UL10	4204	1,0
Power Equipment	G 300 / G 400	4-Stroke, Sidevalve	Magneto ignition				W14F-U	4012	W14FR-U	4017	0,7
Power Equipment	G 300 / G 400	4-Stroke, Sidevalve	CDI ignition				W14FP-UL10	6012	W14FPR-UL10	4204	1,0
Power Equipment	GC 135		GC 135	135 cc	2,9	4,0			W20EPR-U	3047	0,6
Power Equipment	GC 160		GC 160	160 cc	3,7	5,0			W20EPR-U	3047	0,6
Power Equipment	GC 190		GC 190	190 cc	4,4	5,9			W20EPR-U	3047	0,6
Power Equipment	GCV 135		GCV 135	135 cc	3,4	4,5			W20EPR-U	3047	0,6
Power Equipment	GCV 160		GCV 160	160 cc	4,1	5,5			W20EPR-U	3047	0,6
Power Equipment	GCV 190		GCV 190	190 cc	4,8	6,5			W20EPR-U	3047	0,6
Power Equipment	GCV 520		GCV 520	520 cc	10,4	14,0			W16EPR-U	3021	0,6
Power Equipment	GCV 530		GCV 530	530 cc	11,9	16,0			W16EPR-U	3021	0,6
Power Equipment	GS 160		GS 160	160 cc	3,7	5,0			W20EPR-U	3047	0,6
Power Equipment	GS 190		GS 190	190 cc	4,4	5,9			W20EPR-U	3047	0,6
Power Equipment	GSV 160		GS 160	160 cc	4,1	5,5			W20EPR-U	3047	0,6
Power Equipment	GSV 190		GS 190	190 cc	4,8	6,5			W20EPR-U	3047	0,6
Power Equipment	GV 100 K1	4-Stroke, Sidevalve	GV 100	100 cc	1,9	2,6			W14MR-U	6019	0,7
Power Equipment	GV 100 K2	4-Stroke, Sidevalve	GV 100	100 cc	1,9	2,6			W14MPR-U10	6018	0,7
Power Equipment	GV 200	4-Stroke, Sidevalve	Magneto ignition	100 cc					W20MR-U	6025	0,7
Power Equipment	GV 200	4-Stroke, Sidevalve	CDI ignition	100 cc					W20MPR-U10	6032	1,0
Power Equipment	GX 22		GX 22	22 cc	0,7	1,0			U16FSR-UB	6050	0,7
Power Equipment	GX 31		GX 31	31 cc	1,1	1,5			U16FSR-UB	6050	0,7
Power Equipment	GX 100 STD / GX 100 TAMP		GX 100 STD / GX 100 TAMP	100 cc	2,2	3,0			U14FSR-UB	6070	0,7
Power Equipment	GX 110		GX 110	110 cc					W20EPR-U	3047	0,7
Power Equipment	GX 120 K1 / GX 120 T1		GX 120 K1	118 cc	2,9	4,0			W20EPR-U	3047	0,6
Power Equipment	GX 140		GX 140	140 cc					W20EPR-U	3047	0,7
Power Equipment	GX 160		GX 160	160 cc					W20EPR-U	3047	0,7
Power Equipment	GX 160 K1 / GX 160 T1		GX 160 K1	163 cc	4,1	5,5			W20EPR-U	3047	0,6
Power Equipment	GX 200 / GX 200T		GX 200	196 cc	4,8	6,5			W20EPR-U	3047	0,7
Power Equipment	GX 240 / GX 240 K1		GX 240	240 cc					W20EPR-U	3047	0,7
Power Equipment	GX 270		GX 270	270 cc	6,6	9,0			W20EPR-U	3047	0,7
Power Equipment	GX 340		GX 340	340 cc					W20EPR-U	3047	0,7
Power Equipment	GX 340 / GX 340 K1		GX 340, CDI ignition	340 cc	8,0	11,0			W20EPR-U11	3049	1,1
Power Equipment	GX 360 K1		GX 360 K1 (Liquid cooled)	359 cc	9,6	13,0			W14FPR-U	4184	0,7
Power Equipment	GX 390 / GX 390 K1 / GX 390 T1			389 cc	9,6	13,0			W20EPR-U	3047	0,6
Power Equipment	GX 610			614 cc	13,4	18,0			W20EPR-U	3047	0,6
Power Equipment	GX 610 K1 ('99-)		GX 610 K1	610 cc	11,9	16,2			J16CR-U	3256	0,8
Power Equipment	GX 620			614 cc	14,9	20,0			W20EPR-U	3047	0,6
Power Equipment	GX 620 K1 ('99-)		GX 620 K1	620 cc	13,2	17,9			J16CR-U	3256	0,8
Power Equipment	GX 640		GX 640 (Liquid cooled)	635 cc	14,7	20,0			W16EPR-U11	3201	1,1
Power Equipment	GX 670 ('99-)		GX 670	670 cc	15,8	21,5			J16CR-U	3256	0,8
Power Equipment	GX 120, 160, 240, 340	(High performance = option)	4-Stroke, OHV						W20EPR-ZU	3291	0,7
Power Equipment	GX 120, 160, 240, 340	(High performance = option)	4-Stroke, OHV						IW20	5306	0,7
Power Equipment	GXH 50		GXH 50	50 cc	1,8	2,5			U14FSR-UB	6070	0,7
Power Equipment	GXV 50		GXH 50	50 cc	1,8	2,5			U16FSR-UB	6050	0,7
Power Equipment	GXV 57		GXV57	57 cc					U14FSR-UB	6050	0,7
Power Equipment	GXV 120			120 cc					W14EPR-U	6011	0,7
Power Equipment	GXV 140		GXV 140	135 cc	3,7	5,0			W20EPR-U	3047	0,6
Power Equipment	GXV 160			160 cc					W16EPR-U	3021	0,7
Power Equipment	GXV 160 K1 / GXV 160 H2		GXV 160 K1	163 cc	4,0	5,5			W16EPR-U	3021	0,6
Power Equipment	GXV 270 K1		GXV 270 K1	270 cc	6,2	8,5			W20EPR-U	3047	0,6
Power Equipment	GXV 340 K1 / GXV 340 K2 / GXV 340 T2		GXV 340 K2	337 cc	8,1	11,0			W20EPR-U	3047	0,6
Power Equipment	GXV 390 K1 / GXV 390 T1		GXV 390 K1	389 cc	9,6	13,0			W20EPR-U	3047	0,6
Power Equipment	GXV 520		GXV 520	520 cc	10,4	14,0			W16EPR-U	3021	0,6
Power Equipment	GXV 530		GXV 530	530 cc	11,9	16,0			W16EPR-U	3021	0,6
Power Equipment	GXV 610		GXV 610	614 cc	13,4	18,0			W16EPR-U	3021	0,6
Power Equipment	GXV 620		GXV 620	614 cc	14,9	20,0			W16EPR-U	3021	0,6
Power Equipment	GXV 610 K1		GXV 610	614 cc	13,4	18,0			J16CR-U	3256	0,8
Power Equipment	GXV 620 K1		GXV 620	614 cc	14,9	20,0			J16CR-U	3256	0,8
Power Equipment	GXV 670		GXV 670	670 cc	14,8	20,0			J16CR-U	3256	0,8
Power Equipment	H 45514 H		EGX 360 KI	360 cc	9,6	13,0			W14FPR-U	4184	0,7
Power Equipment	WP 20 / WP 30								W20EPR-U	3047	0,7
Pumps	HP 300		GXV 120	120 cc	2,9	4,0			W14EPR-U	6011	0,7
Pumps	HP 400		GXV 120	120 cc	2,9	4,0			W14EPR-U	6011	0,7
Pumps	HP 500H		GX 160	160 cc	4,0	5,5			W20EPR-U	3047	0,7
Pumps	WA 20 / WA 30 / WT 30		CDI ignition						W14FPR-UL10	4204	1,0
Pumps	WA 20		Magneto ignition						W14FR-U	4017	0,6
Pumps	WB 10 / WB 15								W14MR-U	6019	0,6
Pumps	WB 20XT		GX 120	120 cc	2,9	4,0			W20EPR-U	3047	0,7
Pumps	WB 30XT		GX 160	160 cc	4,0	5,5			W20EPR-U	3047	0,7



KW HP



R



HONDA <i>continued</i>											
Pumps	WH 15 X / WH 20 X							W20EPR-U	3047	0,7	
Pumps	WMP 20X	GX 160	160 cc	4,0	5,5			W20EPR-U	3047	0,7	
Pumps	WT 20 X / WT 30 X							W20EPR-U	3047	0,7	
Pumps	WT 40 / WT40 X	EGX 340, CDI ignition	337 cc	8,0	11,0			W20EPR-U11	3049	1,1	
Pumps	WX 10	GX 31	31 cc	1,1	1,5			U16FSR-UB	6050	0,7	
Pumps	WX 15	GXH 50	50 cc	1,8	2,5			U14FSR-UB	6070	0,7	
Snowthrowers	HS 552 / HS 660 / HS 870							W16EPR-U	3021	0,6	
Snowthrowers	HS 980 / HS 1190							W16EPR-U	3021	0,6	
Snowthrowers	HS 1110 Z / HS 1136	CDI ignition						W16EPR-U11	3201	1,1	
Snowthrowers	HS 624 ../T /-TS /-W /-WS	1-Cyl., 4-Stroke, OHV						W16EPR-U	3021	0,6	
Snowthrowers	HS 828 ../TS /-W /-WS							W16EPR-U	3021	0,6	
Snowthrowers	HS 1340	EGX 360 KI	360 cc	9,6	13,0			W20FPR-U	3070	0,7	
Tractor / Garden equipment	FG 100	OHV, Mini 4-Stroke						U16FSR-UB	6050	0,7	
Tractor / Garden equipment	F 28			1,5	2,0		U20FS-U	4002	U20FSR-U	4004	0,7
Tractor / Garden equipment	F 50							X16FSR-U	4075	0,6	
Tractor / Garden equipment	F 110	1-Cyl., 2-Stroke						W14MR-U	6019	0,6	
Tractor / Garden equipment	F 200						W14MP-U10	6017	W14MPR-U10	6018	1,0
Tractor / Garden equipment	F 210 ../K /-L /-P	EGV 100 K1						W14MR-U	6019	0,6	
Tractor / Garden equipment	F F 300	GXV57	57 cc					U14FSR-UB	6050	0,7	
Tractor / Garden equipment	F 325							W20EPR-U	3047	0,6	
Tractor / Garden equipment	F 360	1-Cyl., 4-Stroke, OHV						W16EPR-U	3021	0,6	
Tractor / Garden equipment	F 400 (G35) / F 600 (G42) / F 650 / F 700						W20FS-U	3073	W20FSR-U	6053	0,7
Tractor / Garden equipment	F 400 (G150) / F 600 (G200) / F 800 / F 850	CDI ignition					W14MP-U10	6017	W14MPR-U10	6018	1,0
Tractor / Garden equipment	F 401						W20EP-U	3043	W20EPR-U	3047	0,7
Tractor / Garden equipment	F 501 / F 510 / F 560 / F 660	1-Cyl., 4-Stroke, OHV						W16EPR-U	3021	0,6	
Tractor / Garden equipment	F 810	1-Cyl., 4-Stroke, OHV						W16EPR-U	3021	0,6	
Tractor / Garden equipment	H 1011 /-H /-S							W16EPR-U	3021	0,7	
Tractor / Garden equipment	H 2013 S	1-Cyl., 4-Stroke, OHV		9,6	13,0			W16EPR-U	3021	0,7	
Tractor / Garden equipment	H 4518 / H 5518	CDI ignition						W16EPR-U11	3201	1,1	
Tractor / Garden equipment	H 5518	Magneto ignition						W16EPR-U	3021	0,6	
Tractor / Garden equipment	HF 2213 /-H /-S	1-Cyl., 4-Stroke, OHV		9,6	13,0			W16EPR-U	3021	0,7	
Tractor / Garden equipment	HF 2218 /-HL /-SL	2-Cyl., 4-Stroke, OHV		13,2	18,0			W16EPR-U	3021	0,7	
Tractor / Garden equipment	FR500						W16FS-U	3034	W16FSR	3033	0,8
Tractor / Garden equipment	FR700						W16FP-U	4019	W16FPR-U	4192	0,7
Tractor / Garden equipment	H3011 / H3013H / H4013						W16EP-U11	3199	W16EPR-U11	3201	0,8
Tractor / Garden equipment	HT3009						W16EP-U11	3199	W16EPR-U11	3201	0,8
Transporter (tracks)	HP 400	GXV 120	118 cc					W14EPR-U	6011	0,7	
Transporter (tracks)	HP 500 H /-BXE /-NXE	GX 160 K1						W20EPR-U	3047	0,7	
Transporter (tracks)	HP 250	GV 100 K1						W14MR-U	6019	0,7	
HOWARD PRICE TURF											
Mowers	192 CID	Ford Engine					W14L	6013		0,8	
Mowers	K341	Kohler Engine					W14L	6013		0,8	
Mowers	K582	Kohler Engine					W16LS	3035		0,8	
Mowers	TJD	Wisconsin Engine					L14-U	5000	L14R-U	5049	0,8
HUFFMAN											
Garden Tractors							W14-US	6033		0,8	
Mowers	All Models						W14-US	6033		0,8	
HUFFY											
Mowers	All Models	B & S Engine					W9LM-US	6057	W9LMR-US	6071	0,8
HURRICANE											
Mowers	All Models						W9LM-US	6057	W9LMR-US	6071	0,8
HUSQVARNA											
Blowers	140B	2-Stroke	40.2 cc				W22M-US	6048		0,6	
Blowers	132HBV						W20MP-U	6023		0,5	
Brushcutters / Trimmers	16R / 18R / 18RL / 22R / 22RL / 24R / 25R / 25RL						W20M-US	6036	W20MR-U	6025	0,5
Brushcutters / Trimmers	232R / 235R						W22MP-US	6049	W22MPR-U	6043	0,5
Brushcutters / Trimmers	23LC / 26L - LC - R						W20MP-U	6023		0,5	
Brushcutters / Trimmers	26GT / 27GTS						W14M-US	6034	W14MR-U	6019	0,5
Brushcutters / Trimmers	36R / 36RG / 39R / 65R						W22MP-US	6049	W22MPR-U	6043	0,5
Brushcutters / Trimmers	46MR						W20M-US	6036	W20MR-U	6025	0,7
Brushcutters / Trimmers	120L / 125E - L - LD - R - RD - RJ						W20MP-U	6023		0,5	
Brushcutters / Trimmers	132L - LD - R - RD - RB						W20MP-U	6023		0,5	
Brushcutters / Trimmers	140R / 165R - RX						W22MP-US	6049	W22MPR-U	6043	0,5
Brushcutters / Trimmers	240R / 244R - RX - RXG / 245R - RX						W22MP-US	6049	W22MPR-U	6043	0,5
HUSQVARNA <i>continued</i>											
Brushcutters / Trimmers	250R - RX / 265RX						W22MP-US	6049	W22MPR-U	6043	0,5



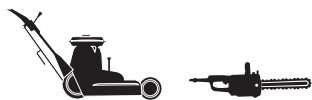
KW HP



R



Brushcutters / Trimmers	Mondo (.. / Max / Mega)		24 cc	0,6	0,8	W20MP-U	6023			0,5
Chainsaws	32 / 33 / 34 / 35 / 37 / 38					W22MP-US	6049	W22MPR-U	6043	0,5
Chainsaws	36		36 cc	1,6	2,2			W22MPR-U	6043	0,5
Chainsaws	40 / 40P / 41 / 42 / 44 / 44P					W22MP-US	6049	W22MPR-U	6043	0,5
Chainsaws	45		44 cc	2,2	3,0			W22MPR-U	6043	0,5
Chainsaws	50 / 61 / 61P / 65					W22MP-US	6049	W22MPR-U	6043	0,5
Chainsaws	51/ 55							W22MPR-U	6043	0,5
Chainsaws	61		62 cc	3,2	4,4			W22MPR-U	6043	0,5
Chainsaws	66 / A65 / B65 / F65 / G65 / L65 / K65,					W22MP-US	6049	W22MPR-U	6043	0,5
Chainsaws	77 / A77 / B77 / L77 / SS77 / 100					W22MP-US	6049	W22MPR-U	6043	0,5
Chainsaws	125 R		25 cc	1,0	1,4	W20MP-U	6023			0,7
Chainsaws	132 R		32 cc	1,2	1,6	W20MP-U	6023			0,7
Chainsaws	133SE / SG ,140 ,154SE / SG , 160S , 162SE/SG					W22MP-US	6049	W22MPR-U	6043	0,5
Chainsaws	162FEG / 163S180S / 181SE / SG /185CD					W22MP-US	6049	W22MPR-U	6043	0,5
Chainsaws	165 RX		65 cc	3,1	4,2			W22MPR-U	6043	0,5
Chainsaws	234SE / SG , 238 / 238G / 238SE / SG / 240S / 240SE					W22MP-US	6049	W22MPR-U	6043	0,5
Chainsaws	235 R		36 cc	1,6	2,2			W22MPR-U	6043	0,5
Chainsaws	240 R		40 cc	1,9	2,6			W22MPR-U	6043	0,5
Chainsaws	242 XP / 242 XPG		42 cc	2,6	3,5			W22MPR-U	6043	0,5
Chainsaws	242 / 242G / 254 / 254FC / 260CD / 263CD					W22MP-US	6049	W22MPR-U	6043	0,5
Chainsaws	245 RX		44 cc	2,1	2,9			W22MPR-U	6043	0,5
Chainsaws	254 XP / 254 XPG		54 cc	3,1	4,2			W22MPR-U	6043	0,5
Chainsaws	250 RX		49 cc	2,4	3,3			W22MPR-U	6043	0,5
Chainsaws	257		57 cc	2,7	3,7			W22MPR-U	6043	0,5
Chainsaws	262 XP / 262 XPG		62 cc	3,6	4,9			W22MPR-U	6043	0,5
Chainsaws	265 RX		65 cc	3,1	4,2			W22MPR-U	6043	0,5
Chainsaws	266SE / SG / 266XP / 266XPG / 268 / 268G / 268XP					W22MP-US	6049	W22MPR-U	6043	0,5
Chainsaws	268SPG / 280S / 280CD / 281SE / SG / 281XP					W22MP-US	6049	W22MPR-U	6043	0,5
Chainsaws	281XPG / 285CD / 288 / 288G / 288XP					W22MP-US	6049	W22MPR-U	6043	0,5
Chainsaws	272 XP / 272 XPG / 272 K		72 cc	3,9	5,3			W22MPR-U	6043	0,5
Chainsaws	288 XP / 288 XPG		88 cc	4,5	6,1			W22MPR-U	6043	0,5
Chainsaws	294 XP		94 cc	5,2	7,1			W22MPR-U	6043	0,5
Chainsaws	298CD / 298XP / 340SE / SG / 344SE/SG / 380S /380CD					W22MP-US	6049	W22MPR-U	6043	0,5
Chainsaws	357 XP		56,5 cc	3,2	4,4			W22MPR-U	6043	0,5
Chainsaws	359		57 cc	2,9	3,8			W22MPR-U	6043	0,5
Chainsaws	3120 XP		119 cc	6,2	8,4			W22MPR-U	6043	0,5
Lawn Tractors	8 / 10 / 11	B & S Engine				W9LM-US	6057	W9LMR-US	6071	0,6
Lawn Tractors	LT1000-14 OHV	B & S Engine						Q16PR-U	3137	0,7
Lawn Tractors	LT110 / LT112 / LT120 / LT960-12	B & S Engine				W9LM-US	6057	W9LMR-US	6071	0,7
Lawn Tractors	LT4140G - H OHV	B & S Engine						Q16PR-U	3137	0,7
Lawn Tractors	LT960-12.5 OHV	Kawasaki Engine				W14-US	6033			0,8
Lawn Tractors	YTH1120-14 OHV	Kawasaki Engine				W16FS-U	3034	W16FSR	3033	0,7
Mowers	Classic / Husky Jet	B & S Engine				W9LM-US	6057	W9LMR-US	6071	0,7
Mowers	Jet 46R / 48 / 50 / 50R / 51 / 55S	B & S Engine				W9LM-US	6057	W9LMR-US	6071	0,7
Mowers	Master 46 / Master Garden / Push Power	B & S Engine				W9LM-US	6057	W9LMR-US	6071	0,7
Mowers	Master Pro / Landscaper 2T / 4T / S4T	B & S Engine				W9LM-US	6057	W9LMR-US	6071	0,7
Mowers	Royal 42 / 42S / 43 / 43S / 43SE / 46 / 46ST / 48 / 48S	B & S Engine				W9LM-US	6057	W9LMR-US	6071	0,7
Mowers	Royal 48S / 48SE / 53S / 53SE	Kawasaki Engine				W14-US	6033			0,7
Mowers	Team 48 / 48S	B & S Engine				W9LM-US	6057	W9LMR-US	6071	0,7
Power Saws	268K / 272K							W22MPR-U	6043	0,5
Snowthrowers	8527 STE	Tecumseh HMSK95						W22ESR-U	3098	0,8
HUSTLER										
Garden Tractors	400					T20EP-U	5031	T20EPR-U	5032	0,7
Mowers		B & S Engine				W9LM-US	6057	W9LMR-US	6071	0,8
Mowers	K-582 / K-532	Kohler Engine				W14L	6013			0,8
Mowers	TC-56 (Cont.)					L14-U	5000	L14R-U	5049	0,8
HYDRA-SPLITTER										
Chainsaws		B & S Engine				W9LM-US	6057	W9LMR-US	6071	0,6
HYSTER										
Lift trucks	H20-25E / H20-30E / H60-80B / H60-80C					L14-U	5000	L14R-U	5049	0,6
Lift trucks	H30H / H40H / H50H / H60H					W16EP-U	3018	W16EPR-U	3021	0,6
Lift trucks	S30C / S40C / S50C					W16EP-U	3018	W16EPR-U	3021	0,6
Lift trucks	M200-400H					W16EP-U	3018	W16EPR-U	3021	0,6
Lift trucks	S60E / S70E / S80E / S100E	(Chevrolet 250 CID)						T16PR-U	5025	0,7
ILO - MOTOREN										
Industrial Engines	L 35		35 cc	1,3	1,7	W20FS-U	3073	W20FSR-U	6053	0,5
Industrial Engines	L 92 / L 101		98 cc			W20FS-U	3073	W20FSR-U	6053	0,5



KW HP



R



ILO - MOTOREN <i>continued</i>										
Industrial Engines	L 125		125 cc	2,9	4,8	W20FS-U	3073	W20FSR-U	6053	0,5
Industrial Engines	L 152	ILO-tronic	148 cc			W20FS-U	3073	W20FSR-U	6053	0,5
Industrial Engines	L 197		198 cc			W20FS-U	3073	W20FSR-U	6053	0,5
Industrial Engines	L 252	ILO-tronic	247 cc	6,3	8,5	W20FS-U	3073	W20FSR-U	6053	0,5
Industrial Engines	L 372	ILO-tronic	372 cc	9,6	12,8	W20FS-U	3073	W20FSR-U	6053	0,5
Engines	SP 40	ILO-tronic	35 cc	1,3	1,7	W22FS-U	4025	W22FSR	4024	0,5
Engines	SP 80	ILO-tronic	58 cc	2,3	3,1	W22FS-U	4025	W22FSR	4024	0,5
Engines	RM 100	ILO-tronic	98 cc	1,8	2,5	W14F-U	4012	W14FR-U	4017	0,5
Engines	RM 125		125 cc	2,6	3,6	W20FS-U	3073	W20FSR-U	6053	0,5
Engines	RM 152 / RM 162	ILO-tronic				W14F-U	4012	W14FR-U	4017	0,5
Power Equipment	G 49 / V 49 / GA 50					W20FS-U	3073	W20FSR-U	6053	0,5
Power Equipment	LV 298 / MM 25 / MM 40					W20FS-U	3073	W20FSR-U	6053	0,5
INGERSOLL (GRAZER)										
Tractors		Onan Engine		11,7 - 14,7	16 - 20			T16EPR-U	5022	0,7
Tractors		B & S Engine				W9LM-US	6057	W9LMR-US	6071	0,6
Tractors		Tecumseh / B&S Eng.				W14-US	6033			0,8
Tractors	18M	Kohler Engine		13,2	18,0			T14PR-U	5020	0,6
Tractors	2-Cyl	B & S Engine				W14-US	6033			0,7
Tractors	CCKA	Onan Engine				W16LS	3035			0,7
Tractors	K241 / K301 / K321	Kohler Engine				W14L	6013			0,8
Mowers	Grazer	B & S Engine	8,1	11,0		W9LM-US	6057	W9LMR-US	6071	0,8
Mowers	Grazer	Kohler Engine	14,7	20,0				T16PR-U	5025	0,8
Mowers	Grazer 2-Cyl	B & S Engine				W14-US	6033			0,8
Mowers	Grazer Kubota							Q16PR-U	3137	0,8
Mowers	Grazer M18	Kohler Engine	13,2	18,0				T14PR-U	5020	0,6
INTERNATIONAL										
Log Splitters		Tecumseh / B&S Eng.				W9LM-US	6057	W9LMR-US	6071	0,5
Mowers		B & S Engine				W9LM-US	6057	W9LMR-US	6071	0,8
Mowers	331 / 332 / 333 / 334 / 335 / 3309 / 3310 / 3311 / 3312 / 3313					W14M-US	6034	W14MR-U	6019	0,8
Mowers	3314 / 3315 / 3319 / 3320 / 3321 / 3322 / 3323 / 3324 / 3325					W14M-US	6034	W14MR-U	6019	0,8
INTERMOTOR										
Power Equipment	LGA 184 / LGA 225			2,9 - 3,7	4,0 - 5,0	W14F-U	4012	W14FR-U	4017	0,7
Power Equipment	LKA 184 / LKA 225					W14F-U	4012	W14FR-U	4017	0,7
Power Equipment	IM 250 / IM 251 / IM 252		70 cc			W14F-U	4012	W14FR-U	4017	0,7
Power Equipment	IM 300 / IM 301 / IM 302		76 cc			W14F-U	4012	W14FR-U	4017	0,7
Power Equipment	IM 350 / IM 351 / IM 352		82 cc			W14F-U	4012	W14FR-U	4017	0,7
Power Equipment	LA 400 / LA490 / LA 510					W14F-U	4012	W14FR-U	4017	0,7
ISHIKAWAJIMA-SHIBAURA										
Brushcutters	B18 / B20 / B20DU / B24 / B24DU					W20MP-U	6023			0,6
Brushcutters	B30 / B31DU / B35DU					W20MP-U	6023			0,6
Brushcutters	H18D / H20D / H23D / H26D / H35D					W22MP-US	6049	W22MPR-U	6043	0,6
Brushcutters	SB19 / SB24 / SB30 / SB40					W20M-US	6036	W20MR-U	6025	0,7
Brushcutters	SCK30D / SCY24 / SCY24A					W20M-US	6036	W20MR-U	6025	0,7
JACKSON										
Mowers	All Models					W9LM-US	6057	W9LMR-US	6071	0,8
JACOBSEN										
Mowers		B & S Engine				W14-US	6033			0,8
Mowers		Clinton Engine				W14-US	6033			0,6
Mowers		Jacobsen Engine				W9LM-US	6057	W9LMR-US	6071	0,8
Mowers	67 / 192 CID	Ford Engine				W14L	6013			0,8
Mowers	All 18mm thread					L14-U	5000	L14R-U	5049	0,8
Mowers	EY25W	Robin Engine				W20FS-U	3073	W20FSR-U	6053	0,8
Mowers	K181	Kohler Engine				W14-US	6033			0,8
Mowers	K241 / K301 / K321 / K341 / K361 / K582	Kohler Engine				W14L	6013			0,8
Mowers	KSG-4111 67 CID	Ford Engine				W14L	6013			0,8
JO-BU										
Brushcutters	Companion					W20M-US	6036	W20MR-U	6025	0,5
Brushcutters	R50					T22M-U	6041			0,5
Chainsaws	L-6 / L-7 / L-8 / L-73 / L-81 / R-7					W22MP-US	6049	W22MPR-U	6043	0,5
Chainsaws	L-86S / L-86B / L-860 / L86-6					W22MP-US	6049	W22MPR-U	6043	0,5
Chainsaws	LF-50 / LF-50B / LP-6 / LP-50					T22M-U	6041			0,5
Chainsaws	LP-6 / LP-6B / LP-68V					T22M-U	6041			0,5
Chainsaws	M-5					W20FP-U	3068	W20FPR-U	3070	0,5
Chainsaws	SL-2 / SL-3 / SL-3S / SL-31 / SL-35					W20M-US	6036	W20MR-U	6025	0,5
Chainsaws	SL-21 / L-35					W22M-US	6048			0,7



KW HP



R



JOHN DEERE								
Brushcutters	83G			W14M-US	6034	W14MR-U	6019	0,7
Brushcutters	90G			W20M-US	6036	W20MR-U	6025	0,7
Brushcutters	1032			W14-US	6033			0,5
Chainsaws	8 / 9 / 12 / 14 / 15 / 17 / 18 / 19 / 50V / 61 / 81 / 91			W22M-US	6048			0,7
Chainsaws	23 / 28 / 30 / 40V / 50			W20M-US	6036	W20MR-U	6025	0,7
Chainsaws	25EV / 35EV / 46EV / 51SV / 55EV / 65EV			W22MP-US	6049	W22MPR-U	6043	0,7
Chainsaws	65SV / 66SV / 80EV / 450V / 800V			W22MP-US	6049	W22MPR-U	6043	0,7
Chainsaws	70V / RV70EV / 72 / 80EV / S80 / S82			W22MP-US	6049	W22MPR-U	6043	0,6
Tractors	108 / 111 / 111H			W20M-US	6036	W20MR-U	6025	0,5
Tractors	130			W16EP-U	3018	W16EPR-U	3021	0,6
Tractors	160 / 165			W20M-US	6036	W20MR-U	6025	0,6
Tractors	180 / 185			W16EP-U	3018	W16EPR-U	3021	0,6
Tractors	210 / 212 / 216 / 314			W16LS	3035			0,6
Tractors	316 / 318 / 420					T16EPR-U	5022	0,6
Tractors	F910 / F930					T16EPR-U	5022	0,6
JOHNSON								
	Electric Unit			W14-US	6033			0,8
	Iron Horse			W14-US	6033			0,8
	Utilimotor			L14-U	5000	L14R-U	5049	0,8
JONSERED								
Blower	BV32			W20MP-U	6023			0,5
Brushcutters / Trimmers	BP40					W22MPR-U	6043	0,5
Brushcutters / Trimmers	GR24 / GR24L / GR28 / GR28L			W20MP-U	6023			0,5
Brushcutters / Trimmers	GR26 (C/D/L) / GR32 (C/D/L) / GR36 (C/D)					W22MPR-U	6043	0,5
Brushcutters / Trimmers	GR41 / GR44 / GR50			W22MP-US	6049	W22MPR-U	6043	0,5
Brushcutters / Trimmers	GT21L / GT22L / GT24L / GT26L / GT32L			W20MP-U	6023			0,5
Brushcutters / Trimmers	HT21 / HT22 / HT24			W20MP-U	6023			0,5
Brushcutters / Trimmers	RS38			W16FS-U	3034	W16FSR	3033	0,5
Brushcutters / Trimmers	RS40 / RS41 / RS44 / RS45			W22MP-US	6049	W22MPR-U	6043	0,5
Brushcutters / Trimmers	RS50 / RS51 / RS52			W22MP-US	6049	W22MPR-U	6043	0,5
Chainsaws	45 / 49SP / 50 / 51 / 52 / 52E / 66E / 70E			W22MP-US	6049	W22MPR-U	6043	0,5
Chainsaws	80 / 111 / 361 / 365 / 370 / 380			W22MP-US	6049	W22MPR-U	6043	0,5
Chainsaws	410 / 420 / 435 / 450 / 455 / 490			W22MP-US	6049	W22MPR-U	6043	0,5
Chainsaws	365ACB / 435EVS			W22MP-US	6049	W22MPR-U	6043	0,5
Chainsaws	450 / 525			W22MP-US	6049	W22MPR-U	6043	0,5
Chainsaws	520EV / 520SP			W22MP-US	6049	W22MPR-U	6043	0,5
Chainsaws	521 / 521EV / 525 / 601 / 621 / 625			W22MP-US	6049	W22MPR-U	6043	0,5
Chainsaws	630 / 630 ES / 670 / 670ES / 751 / 801			W22MP-US	6049	W22MPR-U	6043	0,5
Chainsaws	820 / 820ES / 830 / 840 / 910			W22MP-US	6049	W22MPR-U	6043	0,5
Chainsaws	920 / 920 Super / 930 / 1020 / 1020 ES			W22MP-US	6049	W22MPR-U	6043	0,5
Chainsaws	2036 / 2040 / 2041 / 2045 / 2050 / 2055			W22MP-US	6049	W22MPR-U	6043	0,5
Chainsaws	2077 / 2083 / 2094 / 2095			W22MP-US	6049	W22MPR-U	6043	0,6
Chainsaws	L1L-J / M36 / M361 / M361AV / 365			W22M-US	6048			0,5
Chainsaws	M50 / M52 / M52E / M60 / M62 / M66 / M70 / M75 / M80			W22MP-US	6049	W22MPR-U	6043	0,5
Chainsaws	M110 / M601 / M621 / M751 / MK-70 / MK-80			W22MP-US	6049	W22MPR-U	6043	0,5
Chainsaws	M801 / M630S			W22MP-US	6049	W22MPR-U	6043	0,5
Chainsaws	MK70 / MK80			W22MP-US	6049	W22MPR-U	6043	0,5
Chainsaws	R552			W22MP-US	6049	W22MPR-U	6043	0,5
Chainsaws	RS40 / RS45			W22MP-US	6049	W22MPR-U	6043	0,5
Chainsaws	Super III			W22MP-US	6049	W22MPR-U	6043	0,5
Cutters	HP36			W22MP-US	6049	W22MPR-U	6043	0,5
Log Splitters	Split 40			W22MP-US	6049	W22MPR-U	6043	0,5
Mowers	346 / 350S / 446R / 446RD / 446RDE	B & S Engine		W9LM-US	6057	W9LMR-US	6071	0,7
Mowers	450M / 450R / 455SD / 455RD / 555RD / 555RDE	Tecumseh Engine		W9LM-US	6057	W9LMR-US	6071	0,7
Mowers	JS241	B & S Engine		W9LM-US	6057	W9LMR-US	6071	0,7
Pumps	WP25			W20MP-U	6023			0,5
KATO								
Mowers		B & S / Kohler Eng.		W9LM-US	6057	W9LMR-US	6071	0,8
Mowers	G200	Honda Engine		W16FS-U	3034	W16FSR	3033	0,8
KAWASAKI								
Blowers	KRB 400A / B	48.6 cc				W22MPR-U	6043	0,5
Brushcutters	KHD 600A / B	22.5 cc				W14MR-U	6019	0,7
Brushcutters	KHS 750A / B	22.5 cc				W14MR-U	6019	0,7
Brushcutters	KHT 600D	23 cc				W14MR-U	6019	0,7
Brushcutters	KHT 750D	23 cc				W14MR-U	6019	0,7
Generators	GA 1000 / GA 1400					W20SR-U	3076	0,8



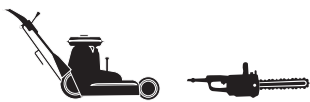
KW HP



R



KAWASAKI <i>continued</i>										
Generators	GA 1800A / GA 2300A							W14FPR-U	4184	0,7
Generators	GA 3200A / GA 2300AS							W14FPR-U	4184	0,7
Generators	GA 550A / GC 550A / GD 550A	4-Stroke	76 cc					W20MR-U	6025	0,7
Generators	GA1000A / GA1400A	4-Stroke	129 cc					W20MR-U	6025	0,7
Generators	GD 700A / GD 700AS	4-Stroke	76 cc					W20MR-U	6025	0,7
Generators	GE 2200A / GE 2900A	4-Stroke, OHV	171 cc					W16EPR-U	3021	0,7
Generators	GE 2900 / GE 4000							W16EPR-U	3021	0,7
Generators	GE 4300(A) / GE 4500(A)	4-Stroke, OHV						W16EPR-U	3021	0,7
Generators	GE 5000 / GE 5000AS	4-Stroke, OHV	286 cc					W16EPR-U	3021	0,7
Generators	KG 750 / KG 1100 / KG 2900							W20SR-U	3076	0,8
Generators	KG 550B / KG 1600(B) / KG 2900							W20FSR-U	6053	0,7
Generators	KG 600 / KG 700 / KG 750					W20FS-U	3073	W20FSR-U	6053	0,7
Power Equipment	FA 76 / FA 76 D / FA 130 / FA 210							W20MR-U	6025	0,7
Power Equipment	FA 130D		129 cc	2,3	3,1			W20MR-U	6025	0,7
Power Equipment	FA 210D		207 cc	3,8	5,2			W20MR-U	6025	0,7
Power Equipment	FA 210V		207 cc	3,8	5,2			W20MR-U	6025	0,7
Power Equipment	FB 460 / FB 460 VD		460 cc	9,3	12,5			W14MR-U	6019	0,7
Power Equipment	FC 150							W20EPR-U	3047	0,7
Power Equipment	FC 150V	OHV	153 cc	3,7	5,0			W20EPR-U	3047	0,7
Power Equipment	FC 180V	OHV	182 cc	4,5	6,0			W16EPR-U	3021	0,7
Power Equipment	FC 290 / FC 401 / FC 420 / FC 540							W16EPR-U	3021	0,7
Power Equipment	FC 290V	OHV	286 cc	6,6	9,0			W16EPR-U	3021	0,7
Power Equipment	FC 400V / FC 401V	OHV	423 cc	9,7	13,0			W16EPR-U	3021	0,7
Power Equipment	FC 420V	OHV	423 cc	10,4	14,0			W16EPR-U	3021	0,7
Power Equipment	FC 540V	OHV	535 cc	12,5	17,0			W16EPR-U	3021	0,7
Power Equipment	FD 440V / FD 440D (Liquid V-Twin)	OHV	437 cc	10,7	14,5			W20MR-U	6025	0,7
Power Equipment	FD 501V / FD 501D (Liquid V-Twin)	OHV	437 cc	11,8	16,0			W20MR-U	6025	0,7
Power Equipment	FD 590V (Liquid V-Twin)	OHV	585 cc	13,2	18,0			W20MR-U	6025	0,7
Power Equipment	FD 620D (Liquid V-Twin)	OHV	617 cc	14,9	20,0			W14MR-U	6019	0,7
Power Equipment	FE 120 (D)	OHV	124 cc	2,8	3,7			W16EPR-U	3021	0,7
Power Equipment	FE 170(D)	OHV	171 cc	3,9	5,3			W16EPR-U	3021	0,7
Power Equipment	FE 250(D)	OHV	249 cc	5,8	7,9			W16EPR-U	3021	0,7
Power Equipment	FE 290(D)	OHV	286 cc	6,6	9,0			W16EPR-U	3021	0,7
Power Equipment	FE 350(D)	OHV	351 cc	8,2	11,1			W16EPR-U	3021	0,7
Power Equipment	FG 110 / FG 150 / FG 200 / FG 201					W14FP-U	4013	W14FPR-U	4184	0,7
Power Equipment	FG 230 / FG 270 / FG 300					W14FP-U	4013	W14FPR-U	4184	0,7
Power Equipment	FG 150D		151 cc	2,6	3,6	W14FP-U	4013	W14FPR-U	4184	0,7
Power Equipment	FG 200D		201 cc	3,7	5,0	W14FP-U	4013	W14FPR-U	4184	0,7
Power Equipment	FG 300D		296 cc	5,5	7,5	W14FP-U	4013	W14FPR-U	4184	0,7
Power Equipment	KF 100D		397 cc	7,4	10,0	W14F-U	4012	W14FR-U	4017	0,7
Power Equipment	FA 760 D		76 cc	1,3	1,7			W20MR-U	6025	0,7
Power Equipment	FB 460 (VD)		460 cc	9,2	12,5			W14MR-U	6019	0,7
Power Equipment	FE 620(D) (Liquid V-Twin)	OHV	617 cc	14,9	20,0			W14MR-U	6019	0,7
Power Equipment	KF 34 / KF 64 / KF 81					W20M-US	6036	W20MR-U	6025	0,7
Power Equipment	KF 82 (D)		341 cc	6,0	8,2	W20FS-U	3073	W20FSR-U	6053	0,7
Power Equipment	KF 24 / KF 53A		341 cc			W20FS-U	3073	W20FSR-U	6053	0,7
Power Equipment	KF 150(D)		581 cc	10,3	14,0	W14F-U	4012	W14FR-U	4017	0,7
Power Equipment	KF 200(D)		795 cc	14,7	20,0	W14F-U	4012	W14FR-U	4017	0,7
Power Equipment	KT 12D / KT 12J / KT15D	2-Stroke				W22M-US	6048		0,7	
Power Equipment	KT 15J	2-Stroke				W20S-U	3075	W20SR-U	3076	0,7
Power Equipment	KT 12 AD / KT 17	2-Stroke						W20MR-U	6025	0,7
Power Equipment	KT 17J	2-Stroke				W22M-US	6048		0,7	
Power Equipment	KT 18 J / KT 28	(83-) 2-Stroke				W14-US	6033		0,7	
Power Equipment	KT 18 J / KT 28	(- 82) 2-Stroke				W20S-U	3075	W20SR-U	3076	0,7
Power Equipment	KT 29 / KT 33 / KT 43	2-Stroke				W20FS-U	3073	W20FSR-U	6053	0,7
Power Equipment	KT 30 J / KT 35	2-Stroke				W20S-U	3075	W20SR-U	3076	0,7
Power Equipment	TA 33 / TD 48 / TF 22					W20M-US	6036	W20MR-U	6025	0,7
Power Equipment	TA 36 / TA 40 / TA 51			1,7	2,3	W22S-U	4027		0,7	
Power Equipment	TD 18		29 cc			W20M-US	6036	W20MR-U	6025	0,7
Power Equipment	TD 24 / TD 33					W20M-US	6036	W20MR-U	6025	0,7
Power Equipment	TD 40 / TD 48					W20M-US	6036	W20MR-U	6025	0,7
Power Equipment	TD 51		52 cc	1,7	2,3	W22M-US	6048		0,7	
Power Equipment	TE 27 / TE 35 / TE 40 / TE 48 / TE 56	2-Stroke		1,4 - 2,9	1,9 - 3,9	W22M-US	6048		0,7	
Power Equipment	TE 40-MX			1,8	2,4	W20M-US	6036	W20MR-U	6025	0,7
Power Equipment	TEX 54	2-Stroke	48 cc	2,8	3,7	W20M-US	6036	W20MR-U	6025	0,7
Power Equipment	TF 22 / TF 23 / TF 24 / TF 33	2-Stroke		0,6 - 1,1	0,8 - 1,5	W22M-US	6048		0,7	
Power Equipment	TG 18 / TG 20 / TG 24 / TG 25 / TG 28 / TG 33	2-Stroke		0,4 - 1,0	0,6 - 1,4	W20M-US	6036	W20MR-U	6025	0,7
Power Equipment	TGX 23	2-Stroke	25 cc	0,7	0,9	W20M-US	6036	W20MR-U	6025	0,7
Power Equipment	TH 43 / TH 48	2-Stroke		1,3 - 1,4	1,8 - 1,9	W20M-US	6036	W20MR-U	6025	0,7
Pumps	KWN10A		TF22H	22,6 cc		W22M-US	6048		0,7	
Pump	KWN15A	4-Stroke, SV	FA 76D	76 cc		W20M-US		W20MR-U	6025	0,7
Pumps	KWN20A		FE120D	124 cc				W16EPR-U	3021	0,7



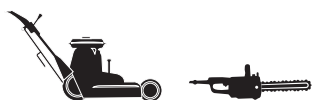
KW HP



R



KAWASAKI <i>continued</i>									
Pumps	KWN30A	FE170D	171 cc			W16EPR-U	3021	0,7	
Trimmer	KBH 26A		26			W22MPR-U	6043	0,7	
Trimmer	KBH 27A		27 cc	1,2	1,6	W20MPR-U10	6032	0,7	
Trimmer	KBH 33A		33 cc			W20MR-U	6025	0,7	
Trimmer	KBH 34A		34 cc	1,5	2,0	W20MR-U	6025	0,7	
Trimmer	KBH 43A		43 cc	2,0	2,7	W20MR-U	6025	0,7	
Trimmer	KBH 48A		48 cc	2,2	3,0	W20MR-U	6025	0,7	
Trimmer	KBL 23A		23 cc	1,0	1,3	W22MPR-U	6043	0,7	
Trimmer	KBL 26A		26 cc			W22MPR-U	6043	0,7	
Trimmer	KBL 27A		27 cc	1,2	1,6	W20MPR-U10	6032	0,7	
Trimmer	KBL 34A		34 cc	1,5	2,0	W20MR-U	6025	0,7	
Trimmer	KBL 43A		43 cc	2,0	2,7	W20MR-U	6025	0,7	
Trimmer	KBL 48A		48 cc	1,6	3,0	W20MR-U	6025	0,7	
KEE									
Mowers		B & S Engine				W9LM-US 6057	W9LMR-US	6071	0,8
Mowers		Honda Engine	1,6	2,2		W22MP-US 6049	W22MPR-U	6043	0,8
Mowers	K 181	Kohler Engine				W14-US 6033			0,8
KINCO									
Mowers	All Models					W9LM-US 6057	W9LMR-US	6071	0,8
KING O'LAWN									
Chainsaws	Mark II					W20M-US 6036	W20MR-U	6025	0,6
KIORTZ									
Brushcutters	CSAH302 / DM9 / GTL140A / GT140B					W20M-US 6036	W20MR-U	6025	0,6
Brushcutters	GT160 / GT160A					W20M-US 6036	W20MR-U	6025	0,6
Brushcutters	GT200 / HC140 / HC160 / HC200 / HC210E / HT200					W20M-US 6036	W20MR-U	6025	0,6
Brushcutters	PB200 / PB202 / PB400 / PB400E					W20M-US 6036	W20MR-U	6025	0,6
Brushcutters	PB9					W14-US 6033			0,6
Brushcutters	SRM-140D / SRM-141D / SRM-200D / SRM-202DA					W20M-US 6036	W20MR-U	6025	0,6
Brushcutters	SRM-140DA / SRM-190 / SRM-200 / SRM-200B					W20M-US 6036	W20MR-U	6025	0,6
Brushcutters	SRM-200AE / SRM-200DA / SRM-200DB					W20M-US 6036	W20MR-U	6025	0,6
Brushcutters	SRM-201F / SRM201FA / SRM-205D / SRM-401					W20M-US 6036	W20MR-U	6025	0,6
Brushcutters	SRM-300E / SRM300AE / SRM-302ADX / SRM-501DE					T20M-U 6039			0,6
Chainsaws	2800 / 2900 / 4600					W22MP-US 6049	W22MPR-U	6043	0,6
Chainsaws	280E / 290EVL / 400 / 400EVL / 500VL / 500EVL					W20MP-U 6023			0,6
Chainsaws	290VL / 400EVL / 500VL					W22MP-US 6049	W22MPR-U	6043	0,6
Chainsaws	301 / 302 / 302S / 302VL / 304 / 315 / 315VL / 330					W20M-US 6036	W20MR-U	6025	0,6
Chainsaws	304 / 315 / 330					W20M-US 6036	W20MR-U	6025	0,6
Chainsaws	351 / 351VL					W20M-US 6036	W20MR-U	6025	0,6
Chainsaws	440EVL / 550EVL / 602EVL / 602VL					W22MP-US 6049	W22MPR-U	6043	0,6
Chainsaws	451VL / 452VL					W20M-US 6036	W20MR-U	6025	0,6
Chainsaws	601 / 601VL / 601S / 601SVL / 701VL					W20M-US 6036	W20MR-U	6025	0,6
Chainsaws	602EVL / 602VL / 650 / 702EVL / 702VL / 825EVL					W20M-US 6036	W20MR-U	6025	0,6
Chainsaws	60S / 80Z / 100 / 280 / S-290EVL					W20M-US 6036	W20MR-U	6025	0,6
Chainsaws	610VL / 650EVL / 660EVL / 702EVL					W22MP-US 6049	W22MPR-U	6043	0,6
Chainsaws	701 / 701S / 701SEL / 701VL / 701SVL / 801 / 802 / 802S					W20M-US 6036	W20MR-U	6025	0,6
Chainsaws	750EVL / 825EVL					W22MP-US 6049	W22MPR-U	6043	0,6
Chainsaws	900EVL / CS900 / 1001EVL					W22MP-US 6049	W22MPR-U	6043	0,6
Chainsaws	4600 / 5500					W22MP-US 6049	W22MPR-U	6043	0,6
Chainsaws	8000					W22MP-US 6049	W22MPR-U	6043	0,6
Chainsaws	CS2800					W20MP-U 6023			0,6
Chainsaws	QV6700					W22MP-US 6049	W22MPR-U	6043	0,6
Chainsaws	S290 / 300EVL					W20M-US 6036	W20MR-U	6025	0,6
Power Equipment	13.8cc , 20.1cc , 21.2cc , 30.1cc					W20M-US 6036	W20MR-U	6025	0,7
Power Equipment	30.8cc , 39.7cc , 35.2cc , 44.3cc					W20M-US 6036	W20MR-U	6025	0,7
Power Equipment	49.9cc					W20MP-U 6023			0,7
Power Equipment	78.6cc					W22MP-US 6049	W22MPR-U	6043	0,7
KOHLER									
Power Equipment	C 5 / CH 5	Command Single	180 cc	3,7	5,0		Q16PR-U	3137	0,8
Power Equipment	C 6 / CH 6	Command Single	180 cc	4,4	6,0		Q16PR-U	3137	0,8
Power Equipment	CH 11 / CV 11	Command Single	398 cc	8,1	11,0		Q16PR-U	3137	0,8
Power Equipment	CH 12,5 / CV 12,5	Command Single	398 cc	9,2	12,5		Q16PR-U	3137	0,8
Power Equipment	CH 13 / CV 13	Command Single	398 cc	9,8	13,0		Q16PR-U	3137	0,8
Power Equipment	CH 14 / CV 14	Command Single	398 cc	10,3	14,0		Q16PR-U	3137	0,8
Power Equipment	CH 15 / CV 15	Command Single	426 cc	11,2	15,0		Q16PR-U	3137	0,8
Power Equipment	CH 16 / CV 16	Command Single	426 cc	11,9	16,0		Q16PR-U	3137	0,8
Power Equipment	CV 17	Command Twin	624 cc	12,7	17,0		Q16PR-U	3137	0,8
Power Equipment	CH 18 / CV 18	Command Twin	624 cc	13,2	18,0		Q16PR-U	3137	0,8



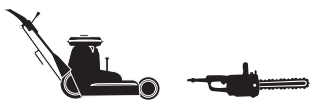
KW HP



R



KOHLER <i>continued</i>										
Power Equipment	CH 20 / CV 20	Command Twin	624 cc	14,7	20,0			Q16PR-U	3137	0,8
Power Equipment	CH 22 / CV 22	Command Twin	624 cc					Q16PR-U	3137	0,8
Power Equipment	CH 23 / CV 23	Command Twin	624 cc	16,4	22,0			Q16PR-U	3137	0,8
Power Equipment	CH 25 / CV 25	Command Twin	725 cc	18,4	25,0			Q16PR-U	3137	0,8
Power Equipment	CH 26 / CH 26	Command Twin	725 cc	19,4	26,0			Q16PR-U	3137	0,8
Power Equipment	CV 460	Command Single	460 cc	11,9	16,0			Q16PR-U	3137	0,8
Power Equipment	CV 461	Command Single	460 cc	11,9	16,0			Q16PR-U	3137	0,8
Power Equipment	CV 490	Command Single	490 cc	12,7	17,0			Q16PR-U	3137	0,8
Power Equipment	CV 491	Command Single	490 cc	12,7	17,0			Q16PR-U	3137	0,8
Power Equipment	CV 492	Command Single	490 cc	12,7	17,0			Q16PR-U	3137	0,8
Power Equipment	CV 493	Command Single	490 cc	12,7	17,0			Q16PR-U	3137	0,8
Power Equipment	CV 624	Command Twin	674 cc	16,4	22,0			Q16PR-U	3137	0,8
Power Equipment	CV 675	Command Twin	674 cc	16,4	22,0			Q16PR-U	3137	0,8
Power Equipment	CV 724	Command Twin	725 cc	18,6	25,0			Q16PR-U	3137	0,8
Power Equipment	CH 730 / CV 730	Command Twin	725 cc	18,6	25,0			Q16PR-U	3137	0,8
Power Equipment	CH 740 / CV 740	Command Twin	725 cc	20,1	27,0			Q16PR-U	3137	0,8
Power Equipment	CH 745 / CV 745	Command Twin	725 cc	20,9	28,0			Q16PR-U	3137	0,8
Power Equipment	CS 4	Command Pro CS	123 cc	3,0	4,0			W14EPR-U	6011	0,8
Power Equipment	CS 6	Command Pro CS	171 cc	4,5	6,0			W14EPR-U	6011	0,8
Power Equipment	CS 8.5	Command Pro CS	251 cc	6,3	8,0			W14EPR-U	6011	0,8
Power Equipment	CS 10	Command Pro CS	301 cc	7,5	10,0			W14EPR-U	6011	0,8
Power Equipment	CS 12	Command Pro CS	357 cc	8,9	12,0			W14EPR-U	6011	0,8
Power Equipment	K 7	K-Series		2,9	4,0	W14-US	6033			0,8
Power Equipment	K 12	K-Series		5,9	8,0	W14-US	6033			0,6
Power Equipment	K 90 / K 91 / K101	K-Series		2,9	4,0	W14-US	6033			0,5
Power Equipment	K 121	K-Series		3,7	5,0	W14-US	6033			0,5
Power Equipment	K 141	K-Series		4,6	6,3	W14-US	6033			0,5
Power Equipment	K 160 / K 161	K-Series	277 cc	5,1	7,0	W14-US	6033			0,5
Power Equipment	K 181 / L 181	K-Series	305 cc	5,9	8,0	W14-US	6033			0,5
Power Equipment	K 241	K-Series	392 cc	7,4	10,0	W16LS	3035			0,5
Power Equipment	K 301	K-Series	476 cc	8,8	12,0	W16LS	3035			0,5
Power Equipment	K 321	K-Series	513 cc	10,3	14,0	W16LS	3035			0,5
Power Equipment	K 330 / K 331	K-Series		10,3	14,0	W14-US	6033			0,5
Power Equipment	K 341	K-Series	588 cc	11,8	16,0	W16LS	3035			0,5
Power Equipment	K 361	K-Series	588 cc	13,2	18,0	W16LS	3035			0,5
Power Equipment	K 482	K-Series	810 cc	13,2	18,0	W16LS	3035			0,6
Power Equipment	K 532	K-Series	880 cc	14,7	20,0	W16LS	3035			0,5
Power Equipment	K 582	K-Series	946 cc	16,9	23,0	W16LS	3035			0,5
Power Equipment	K 660 / K 662	K-Series		17,6	24,0	W14-US	6033			0,5
Power Equipment	KL 25	K-Series		18,4	25,0	W20EP-U	3043	W20EPR-U	3047	0,5
Power Equipment	KT 17	K-Series	691 cc	12,5	17,0			T14PR-U	5020	0,5
Power Equipment	KT 19	K-Series	770 cc	14,0	19,0			T14PR-U	5020	0,5
Power Equipment	KT 20	K-Series		14,7	20,0			T14PR-U	5020	0,5
Power Equipment	KT 21	K-Series	865 cc	15,4	21,0			T14PR-U	5020	0,5
Power Equipment	LH 630	Aegis	624 cc	16,4	22,0			Q16PR-U	3137	0,8
Power Equipment	LH 640	Aegis	624 cc	17,9	24,0			Q16PR-U	3137	0,8
Power Equipment	LH 685	Aegis	674 cc	18,6	25,0			Q16PR-U	3137	0,8
Power Equipment	LH 690	Aegis	674 cc	19,4	26,0			Q16PR-U	3137	0,8
Power Equipment	LH 755	Aegis	748 cc	20,9	28,0			Q16PR-U	3137	0,8
Power Equipment	LH 775	Aegis	748 cc	23,1	31,0			Q16PR-U	3137	0,8
Power Equipment	LV 625	Aegis	624 cc	14,9	20,0			Q16PR-U	3137	0,8
Power Equipment	LV 675	Aegis	674 cc	17,2	23,0			Q16PR-U	3137	0,8
Power Equipment	LV 680	Aegis	674 cc	17,9	24,0			Q16PR-U	3137	0,8
Power Equipment	M 8	Magnum	75 cc	5,9	8,0			W20MR-U	6025	0,5
Power Equipment	M 10	Magnum	392 cc	7,4	10,0	W16LS	3035			0,5
Power Equipment	M 12	Magnum	476 cc	8,8	12,0	W16LS	3035			0,5
Power Equipment	M 14	Magnum		10,3	14,0			T14PR-U	5020	0,5
Power Equipment	M 16	Magnum	588 cc	11,8	16,0	W16LS	3035			0,5
Power Equipment	M 18	Magnum	691 cc	13,2	18,0			T14PR-U	5020	0,5
Power Equipment	M 20	Magnum	770 cc	14,7	20,0			T14PR-U	5020	0,5
Power Equipment	MV 16	Magnum	770 cc	11,8	16,0			T14PR-U	5020	0,5
Power Equipment	MV 18	Magnum	691 cc	13,2	18,0			T14PR-U	5020	0,5
Power Equipment	MV 20	Magnum	770 cc	14,7	20,0			T14PR-U	5020	0,5
Power Equipment	SV 470	Courage Single	477 cc	11,2	15,0			Q16PR-U	3137	0,8
Power Equipment	SV 480	Courage Single	477 cc	11,9	16,0			Q16PR-U	3137	0,8
Power Equipment	SV 530	Courage Single	535 cc	12,7	17,0			Q16PR-U	3137	0,8
Power Equipment	SV 540	Courage Single	535 cc	13,4	18,0			Q16PR-U	3137	0,8
Power Equipment	SV 590	Courage Single	597 cc	14,1	19,0			Q16PR-U	3137	0,8
Power Equipment	SV 600	Courage Single	597 cc	14,9	20,0			Q16PR-U	3137	0,8
Power Equipment	TH 16	OHC	519 cc	11,9	16,0			Q16PR-U	3137	0,8
Power Equipment	TH 18	OHC	574 cc	13,4	18,0			Q16PR-U	3137	0,8
Power Equipment	TH 520	Triad OHC	520 cc	11,9	16,0			Q16PR-U	3137	0,8



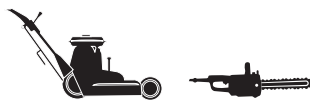
KW HP



R



KOHLER <i>continued</i>									
Power Equipment	TH 575	Triad OHC	574 cc	13,4	18,0		Q16PR-U	3137	0,8
Power Equipment	TH 650	Triad OHC	653 cc	14,9	20,0		Q16PR-U	3137	0,8
Go Kart	XKE 6	Command	180 cc	4,5	6,0		Q16PR-U	3137	0,8
KOMATSU									
Lift Trucks	FG 08 Fuji EW 50		490 cc			W20ES-U 3051	W20ESR-U	3057	0,7
Lift Trucks	FG 10 / 14 / 15 (Nissan D 11)		1138 cc			W20ES-U 3051	W20ESR-U	3057	0,8
Lift Trucks	FG 20 / 25 / 30 / 35 / 40 (Nissan H 20)		1982 cc			W20ES-U 3051	W20ESR-U	3057	0,8
Lift Trucks	FG 25 / 30 / 35 (Nissan H20)		1138 cc			W20ES-U 3051	W20ESR-U	3057	0,8
KOMATSU ZENOAH									
Blower	EB 430		41.5 cc			W16FS-U 3034	W16FSR	3033	0,6
Blower	EB 440		41.5 cc			W16FS-U 3034	W16FSR	3033	0,6
Blower	EB 6200		41.5 cc			W16FS-U 3034	W16FSR	3033	0,6
Chainsaws	G 36AV / G36AVS / G50AV					W22MP-US 6049	W22MPR-U	6043	0,7
Chainsaws	G 250 TS	2-Stroke, 1-Cyl.	26 cc	0,9	1,2	W22MP-US 6049	W22MPR-U	6043	0,6
Chainsaws	G 300AV / G 300AVS / G 300T / G 300TS					W20MP-U 6023			0,6
Chainsaws	G 320AV / G 320AVS / G 380AV / G 380AVS					W20MP-U 6023			0,6
Chainsaws	G 400AVS / G 450AVS / G 560AV / G 560AVS					W22MP-US 6049	W22MPR-U	6043	0,6
Chainsaws	G 560AV / G560AVS					W22MP-US 6049	W22MPR-U	6043	0,7
Chainsaws	G 561AVS / G 651AVSH / G 620AV / G 620AVS					W22MP-US 6049	W22MPR-U	6043	0,6
Chainsaws	G 620AV / G620AVS					W22MP-US 6049	W22MPR-U	6043	0,7
Chainsaws	G 621AVS / G 621AVSH					W22MP-US 6049	W22MPR-U	6043	0,6
Drills	AG 230	G 23 LH	22.5 cc	0,7	1,0	W22MP-US 6049	W22MPR-U	6043	0,6
Drills	AG 431	G 4 K	41.5 cc			W16FS-U 3034	W16FSR	3033	0,6
Duster / Mister	MD 431 (A, D, M)		41.5 cc			W16FS-U 3034	W16FSR	3033	0,6
Hedge trimmers	HT 2300 A	G 23 LH	22.5 cc	0,7	1,0	W22MP-US 6049	W22MPR-U	6043	0,6
Hedge trimmers	CHT 2300 B / CHT 2300 D	G 23 LH	22.5 cc	0,7	1,0	W22MP-US 6049	W22MPR-U	6043	0,6
Hobby Engines (Road)		G 23 LH (CDI)	22.5 cc	0,9	1,2	W22MP-US 6049	W22MPR-U	6043	0,6
Hobby Engines (Road)		G 2 D 70-D	22.5 cc	1,4	1,9	W22M-US 6048			0,6
Hobby Engines (Road)		(Low load = option) G 230 RC	cc	2,1	2,9		U22FSR-U	4008	0,6
Hobby Engines (Road)		(Standard) G 230 RC	22.5 cc	2,1	2,9		U24FSR-U	4010	0,6
Hobby Engines (Road)		(High performance = option) G 230 RC	22.5 cc	2,1	2,9		IUF24	5384	0,6
Hobby Engines (Road)		(Tuning stage 1 = option) G 230 RC	22.5 cc				IUF27A	5385	0,7
Hobby Engines (Road)		(Tuning stage 2 = option) G 230 RC	22.5 cc				IUF31A	5386	0,7
Hobby Engines (Model airplane)		G 230 PU (CDI)	22.5 cc	1,3	1,8	W22M-US 6048			0,6
Hobby Engines (Helicopter)		G 230 PUH (CDI)	22.5 cc	1,3	1,8	W22M-US 6048			0,6
Hobby Engines (Boat)		G 230 PUM (CDI, Liquid.)	22.5 cc	1,3	1,8	W22M-US 6048			0,6
Hobby Engines (Model airplane)		G 380 PU	37.4 cc	1,7	2,3		W22MPR-U	6043	0,6
Hobby Engines (Model airplane)		G 450 PU (CDI)	45 cc	2,4	3,3		W22MPR-U	6043	0,6
Hobby Engines (Model airplane)		G 620 PU (CDI)	62 cc	3,5	4,7		W22MPR-U	6043	0,6
Hobby Engines (Model airplane)		G 740 PU (CDI)	74.1 cc	4,0	5,5		W22MPR-U	6043	0,6
Power Equipment	G 1A / G 1A6		14.9 cc			W20M-US 6036	W20MR-U	6025	0,6
Power Equipment	G 1E		17.2 cc				W20MR-U	6025	0,6
Power Equipment	G 2A		22.5 cc			W20M-US 6036	W20MR-U	6025	0,6
Power Equipment	G 2C / G 2D / G 2D30 / G 2A16		22.5 cc			W22M-US 6048			0,6
Power Equipment	G 2E		22.5 cc			W20M-US 6036	W20MR-U	6025	0,6
Power Equipment	G 310 / 3D10 / G 3D20		31.7 cc			W20MP-U 6023			0,6
Power Equipment	G 3C / G3C76 / G3D10		31.7 cc			W16FS-U 3034	W16FSR	3033	0,6
Power Equipment	G 3 E		25.4 cc				W20MR-U	6025	0,6
Power Equipment	G 3 K		33.6 cc			W22M-US 6048			0,6
Power Equipment	G 4C / G 4C63 / G 4C76		37.4 cc			W16FS-U 3034	W16FSR	3033	0,6
Power Equipment	G 4 K		41.5 cc			W16FS-U 3034	W16FSR	3033	0,6
Power Equipment	G 5C		52.5 cc			W20S-U 3075	W20SR-U	3076	0,6
Power Equipment	G 5E / G 5E2		52.2 cc			W16FS-U 3034	W16FSR	3033	0,6
Power Sprayers	NS 530 / RS 5 B	G 23 L	22.5 cc	0,7	1,0	W22MP-US 6049	W22MPR-U	6043	0,6
Power Sprayers	MD 20 AE					W22M-US 6048			0,6
Power Sprayers	MD 40 AE					W16FS-U 3034	W16FSR	3033	0,6
Pumps	PE 250	2-Stroke, 1-Cyl.	33.6 cc			W22M-US 6048			0,6
Pumps	PE 400	2-Stroke, 1-Cyl.	41.5 cc			W16FS-U 3034	W16FSR	3033	0,6
Trimmer	BC 153 E1 / BC 174 E					W20M-US 6036	W20MR-U	6025	0,6
Trimmer	BC 234 B					W22M-US 6048			0,6
Trimmer	FBC 33					W20S-U 3075	W20SR-U	3076	0,7
KUBOTA									
Lawn Tractors				14,0	19,0		Q16PR-U	3137	0,8
Lawn Tractors	Model T - 14					W16FP-U 4019	W16FPR-U	4192	0,8
Lawn Tractors	Model WG 600		15,4	21,0			Q16PR-U	3137	0,8
Lawn Tractors	Model WG 750		17,6	24,0			Q16PR-U	3137	0,8
Lawn Tractors	Model WG 750	Severe service	17,6	24,0		Q20P-U 3125	Q20PR-U	3007	0,8
Mowers		OHV		3,7	5,0	W20EP-U 3043	W20EPR-U	3047	0,8
Power Equipment	GH 120	4-Stroke	121 cc	2,7	3,7	W20FP-U 3068	W20FPR-U	3070	0,7



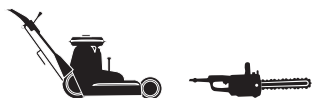
KW HP



R



KUBOTA <i>continued</i>											
Power Equipment	GH 150		4-Stroke	146 cc	3,7	5,0		W9EXR-U	6044	0,8	
Power Equipment	GH 170		4-Stroke	176 cc	4,0	5,5	W20FP-U	3068	W20FPR-U	3070	0,7
Power Equipment	GH 250		4-Stroke	247 cc	5,9	8,0	W20FP-U	3068	W20FPR-U	3070	0,7
Power Equipment	GH 280		4-Stroke	274 cc	6,6	9,0	W20FP-U	3068	W20FPR-U	3070	0,7
Power Equipment	GH 400		4-Stroke	390 cc	9,6	13,0	W14FP-U	4013	W14FPR-U	4184	0,5
Power Equipment	GS 90		4-Stroke	84 cc	1,0	1,4	W14F-U	4012	W14FR-U	4017	0,5
Power Equipment	GS 130		4-Stroke	130 cc	1,7	2,3	W14FP-U	4013	W14FPR-U	4184	0,5
Power Equipment	GS 150		4-Stroke	147 cc	2,0	2,7	W14FP-U	4013	W14FPR-U	4184	0,5
Power Equipment	GS 160		4-Stroke	154 cc	2,0	2,8	W16EP-U	3018	W16EPR-U	3021	0,8
Power Equipment	GS 200		4-Stroke	200 cc	2,8	3,1	W16EP-U	3018	W16EPR-U	3021	0,8
Power Equipment	GS 230		4-Stroke	226 cc	2,9	4,0	W14FP-U	4013	W14FPR-U	4184	0,5
Power Equipment	GS 280		4-Stroke	276 cc	4,0	5,5	W14FP-U	4013	W14FPR-U	4184	0,5
LA FONT											
Log Splitters			B & S Engine				W20M-US	6036	W20MR-U	6025	0,6
Log Splitters	K582		Kohler Engine				W16LS	3035			0,6
LANCASTER											
Chainsaws	50HL / 50L / 60HL / 600HL / 700HL						W20M-US	6036	W20MR-U	6025	0,8
Chainsaws	200A / 325 / 350 / 350A / 350B / 350R						W14-US	6033			0,7
Chainsaws	318A / 318PI / 400A						W14-US	6033			0,7
Chainsaws	400A / 400B / 400S / 425 / 440 / 447 / 450						W14-US	6033			0,7
Chainsaws	540 / 547 / 550 / 645 / 655 / 670						W14-US	6033			0,7
Chainsaws	555 / 560						W20M-US	6036	W20MR-U	6025	0,7
Chainsaws	558 / 650 / 658						W14-US	6033			0,7
Chainsaws	Mini-Twelve / Mini Auto / SLA - 20						W20M-US	6036	W20MR-U	6025	0,7
Chainsaws	Models 500 / 585 / 600						W14L	6013			0,7
Chainsaws	Six - 10 / Eight - 20						W22FS-U	4025	W22FSR	4024	0,7
LANDMARK											
			B & S Engine				W9LM-US	6057	W9LMR-US	6071	0,8
			Tecumseh Engine				W14LM-US	6035	W14LMR-US	6072	0,7
LANDMASTER											
Mowers	Stoic / Saturn		B & S Engine				W9LM-US	6057	W9LMR-US	6071	0,7
LANDOMI											
Brushcutters	LF30CF / LF30CL / LF30ST / LF36S / LF36ST / LF38S						W22MP-US	6049	W22MPR-U	6043	0,5
Chainsaws	L-40						W20M-US	6036	W20MR-U	6025	0,6
Chainsaws	L-48E / L-48S						W20MP-U	6023			0,6
Chainsaws	L-75 / L-773						T20M-U	6039			0,6
Chainsaws	L-771E / L-771S / L-772E / L-772L / L-772S						W20MP-U	6023			0,6
Chainsaws	L-90						W24FS-U	4038	W24FSR	4037	0,6
Chainsaws	L-98 / L-110						W22FS-U	4025	W22FSR	4024	0,6
LASER											
Lawn Tractors	L 80						W9LM-US	6057	W9LMR-US	6071	0,7
Lawn Tractors	L 85 / L 110							Q16PR-U	3137	0,8	
Lawn Tractors	L 120							T16PR-U	5025	0,6	
LAWN CHIEF											
Mowers			B & S Engine				W9LM-US	6057	W9LMR-US	6071	0,8
Mowers			B & S Engine					Q16PR-U	3137	0,8	
LAWNBOY											
Brushcutters							T20M-U	6039			0,5
Mowers			B & S Engine				W9LM-US	6057	W9LMR-US	6071	0,7
Mowers			Tecumseh Engine				W14-US	6033			0,7
Mowers	4535CT / 8290						W14-US	6033			0,8
Mowers	M 18 (Kohler)			13,2	18,0			T14PR-U	5020	0,6	
Mowers	Sol. Std. Ignition						W14M-US	6034	W14MR-U	6019	0,8
Mowers	Std. Ignition						W14M-US	6034	W14MR-U	6019	0,6
LAWNFLITE											
Mowers	All Models		B & S Engine				W9LM-US	6057	W9LMR-US	6071	0,8
Tractors			B & S Engine				W9LM-US	6057	W9LMR-US	6071	0,8
Tractors			Tecumseh Engine				W14-US	6033			0,7
LAWNMASTER											
Mowers	All Models		B & S Engine				W9LM-US	6057	W9LMR-US	6071	0,8



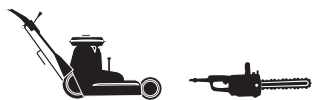
KW HP



R



LAZY BOY												
Mowers	All Models							W9LM-US	6057	W9LMR-US	6071	0,8
LINK												
Mowers	24in. Flail Mower (Robin)							W16FS-U	3034	W16FSR	3033	0,6
LITTLE WONDER												
Mowers		B & S Engine						W9LM-US	6057	W9LMR-US	6071	0,7
Mowers		Kohler Engine						W14-US	6033			0,7
LLOYDS												
Mowers	Ariel	Honda Engine						W22FS-U	4025	W22FSR	4024	0,6
Mowers	Paladin	Honda Engine						W22FS-U	4025	W22FSR	4024	0,6
Mowers	Pennsylvania	Honda Engine						W16FS-U	3034	W16FSR	3033	0,5
LOCKE												
Mowers		B & S Engine						W9LM-US	6057	W9LMR-US	6071	0,8
LOMBARD												
Chainsaws	3.3A / 3.5 / 5.5A / 30 / 34 / 35 / 36 / 37							W20M-US	6036	W20MR-U	6025	0,6
Chainsaws	4 / 7							W14-US	6033			0,6
Chainsaws	AL-42 / AL-51 & Automatic							W22M-US	6048			0,7
Chainsaws	AP22 / AP22-1 / AP22D / AP22D-1							W22MP-US	6049	W22MPR-U	6043	0,7
Chainsaws	AP24 / AP24D / AP24SE							W22MP-US	6049	W22MPR-U	6043	0,7
Chainsaws	AP42 / AP42-1 / AP42D / AP42D-AV / AP42SE							W22MP-US	6049	W22MPR-U	6043	0,7
Chainsaws	F-54 / 660 / 68 / 69 / 70							W20M-US	6036	W20MR-U	6025	0,7
Chainsaws	L-30 / L-50 / L-55 / L-70 / L-80 / L-90 / L-100							W20M-US	6036	W20MR-U	6025	0,7
Chainsaws	Little lighting Deluxe / Super Deluxe / Comango							W22MP-US	6049	W22MPR-U	6043	0,7
Chainsaws	Pony							T20M-U	6039			0,7
Chainsaws	Super AL-42 / Auto. / Super Comango / Auto:							W22M-US	6048			0,6
Chainsaws	Super AV / Super Lighting							W22MP-US	6049	W22MPR-U	6043	0,7
Chainsaws	Super L-100									W16PR-U	3037	0,6
Chainsaws	Super: L-30 / L-50 / L-60 / L-70 / L-90							W20M-US	6036	W20MR-U	6025	0,6
MAG												
Power Equipment	1026 SRL	('71- '87)	4-Stroke	258 cc	4,4	6,0		W14F-U	4012	W14FR-U	4017	0,5
Power Equipment	1029 SRL		4-Stroke	296 cc	5,1	7,0		W14F-U	4012	W14FR-U	4017	0,5
Power Equipment	1040 SRL		4-Stroke	391 cc	6,6	9,0		W14F-U	4012	W14FR-U	4017	0,5
Power Equipment	1045 SRL		4-Stroke	450 cc	7,4	10,0		W14F-U	4012	W14FR-U	4017	0,5
Power Equipment	1017 SRL	('71- '84)	4-Stroke	258 cc	2,9	4,0		W14F-U	4012	W14FR-U	4017	0,5
Power Equipment	2055 SRL	('53- '84)	4-Stroke	258 cc	8,8	12,0		W22FS-U	4025	W22FSR	4024	0,5
MAGNA												
Log Splitters		B & S Engine						W9LM-US	6057	W9LMR-US	6071	0,6
Log Splitters		Tecumseh Engine						W14-US	6033			0,6
MAINLINE												
Log Splitters	Acme							W16FS-U	3034	W16FSR	3033	0,8
Log Splitters	ML 35 Cultivator							W22M-US	6048			0,6
Mowers	Acme							W16FS-U	3034	W16FSR	3033	0,8
Mowers		B & S Engine						W9LM-US	6057	W9LMR-US	6071	0,8
MANG												
Mowers		B & S Engine						W9LM-US	6057	W9LMR-US	6071	0,8
Mowers	AENL	Wisconsin Engine						L14-U	5000	L14R-U	5049	0,8
Mowers	EY 25W / EY 44W	Robin						W16FS-U	3034	W16FSR	3033	0,8
Mowers	K 161	Kohler Engine						W9LM-US	6057	W9LMR-US	6071	0,8
Mowers	K 241	Kohler Engine						W14L	6013			0,8
MASSEY - FERGUSON												
Chainsaws	190A / 250							T22M-U	6041			0,7
Chainsaws	370 / 370A / 370AR							W20M-US	6036	W20MR-U	6025	0,7
Garden Tractors	MF85							W20M-US	6036	W20MR-U	6025	0,6
Garden Tractors	MF1200 / MF1450 / MF1650							W16LS	3035			0,8
Mowers	All Models							W14-US	6033			0,8
Tractors	Model 35 (T.V.O.)							W14E	6009			0,7
Tractors	TE - 20 (Continental)							L14-U	5000	L14R-U	5049	0,7
Tractors	TE - A20 / C20 / K20 / P 20							W16FS-U	3034	W16FSR	3033	0,7
Tractors	TE - D20 / E20 / H20 / J20 / L20 / M20 / R20							W14E	6009			0,7



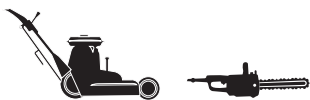
KW HP



R



Brushcutters							
Mowers		B & S Engine	W9LM-US	6057	W9LMR-US	6071	0,7
MASTERCRAFT							
Mowers		Tecumseh Engine	W14LM-US	6035	W14LMR-US	6072	0,8
MATELEST							
Chainsaws	MAT - 101 - 10		W20M-US	6036	W20MR-U	6025	0,7
Chainsaws	MAT - 101 - 12		W20M-US	6036	W20MR-U	6025	0,7
Chainsaws	MAT - 106 / MAT - EX		W20M-US	6036	W20MR-U	6025	0,7
MAVERICK							
Mowers	All Models		W20M-US	6036	W20MR-U	6025	0,8
MAXIM							
Log Splitters		B & S Engine	W9LM-US	6057	W9LMR-US	6071	0,8
Mowers		B & S Engine	W9LM-US	6057	W9LMR-US	6071	0,8
McCULLOCH							
Brushcutters	BP 26AV / BP 30AV / BP 38AV		T20M-U	6039			0,6
Brushcutters	Mac 17 / Mac 21 / Mac 25 / Mac 26		T20M-U	6039			0,6
Brushcutters	Mac 22 / Mac 23		W22M-US	6048			0,6
Brushcutters	Mac 30 / Mac 30AV / Mac 38AV		T20M-U	6039			0,6
Brushcutters	Mac 32 / Mac 37		W16FS-U	3034	W16FSR	3033	0,5
Brushcutters	Mac 52		W20S-U	3075	W20SR-U	3076	0,5
Brushcutters	Mac 60SX / Mac 80A / Mac80SX / Mac 90 / Mac 95		T20M-U	6039			0,6
Brushcutters	Super MAC 28 / 30AV / 38AV / Pro Mac 38AV		T20M-U	6039			0,6
Brushcutters	Trim Mac 24 / Trim Mac 26		T20M-U	6039			0,6
Chainsaws	1.9 / 2.3		W22MP-US	6049	W22MPR-U	6043	0,7
Chainsaws	1-40 / 1-50 Series / 1-60 Series		W14-US	6033			0,6
Chainsaws	1-70 / 1-71 / 1-72		W14-US	6033			0,6
Chainsaws	5 - 10A / 5 - 10G / LG - 6 / 6 - 10		T22M-U	6041			0,7
Chainsaws	6 - 10A / S6 - 10A / 7 - 10A		T22M-U	6041			0,7
Chainsaws	10 - 10A / PM55		T20M-U	6039			0,6
Chainsaws	10 - 10L / S10 - 10 / S10 - 10E / S10 - 10L		T20M-U	6039			0,6
Chainsaws	250 / S250 / 550 / S550		W14-US	6033			0,7
Chainsaws	640 / 650 / 660		W14-US	6033			0,6
Chainsaws	795L		T20M-U	6039			0,6
Chainsaws	895 / PM - 6A / Mini - Mac - 6 / PM570		T20M-U	6039			0,6
Chainsaws	CP - 125 / CP - 125S		T20M-U	6039			0,6
Chainsaws	CP - 70 / CP - 70L		T22M-U	6041			0,7
Chainsaws	Daytona 1000		T20M-U	6039			0,7
Chainsaws	Daytona 3000		W22MP-US	6049	W22MPR-U	6043	0,7
Chainsaws	G - 70 / SP - 80 / PM - 60 / SP - 81		T22M-U	6041			0,7
Chainsaws	Mac - 10 Series : 4 - 10 / 5 - 10		T22M-U	6041			0,7
Chainsaws	Mac - 110 / 120 / 130 / 140 / 160S		T20M-U	6039			0,7
Chainsaws	Mighty Might		W22M-US	6048			0,7
Chainsaws	Mini Mac - 6A / CP - 55		T20M-U	6039			0,6
Chainsaws	Mini Mac: 25 / 30 / 35		T20M-U	6039			0,6
Chainsaws	Mini Pro: 25 / 30 / 35		T20M-U	6039			0,6
Chainsaws	Mustang		T20M-U	6039			0,7
Chainsaws	PM - 6 / P - 10 - 10A / PM - 105		T20M-U	6039			0,6
Chainsaws	PM - 55 / 110 / 120 / 130 / 140		T20M-U	6039			0,6
Chainsaws	PM - 310 / 320 / 330 / 340 / 555		T20M-U	6039			0,6
Chainsaws	PM - 360 / 364 / 374 / 394		T20M-U	6039			0,6
Chainsaws	PM - 470 / 474 / 480 / 484 / 486 / 494		T20M-U	6039			0,6
Chainsaws	PM - 610-40 / PM610-50		T20M-U	6039			0,6
Chainsaws	PM - 650-40 / PM - 650-50 / PM800 / PM850 / DE80		T20M-U	6039			0,6
Chainsaws	PM - 730 / 735 / 740		T20M-U	6039			0,6
Chainsaws	PM - 3500 / 4000 / 5000		T20M-U	6039			0,6
Chainsaws	Power - Mac 310 / 320		T20M-U	6039			0,6
Chainsaws	Power - Mac 330 / 340 / 380 / 390		T20M-U	6039			0,6
Chainsaws	Pro - Mac 10 / 36 / 40 / 46 / 105		T20M-U	6039			0,6
Chainsaws	Pro - Mac 51 / 55		T20MP-U	6040			0,6
Chainsaws	Pro - Mac 510 / 555 / 570 / 610 / 645 / 650 / 655 / 690		T20M-U	6039			0,6
Chainsaws	Pro - Mac 60 / 510 / 570 / 605 / 850		T22M-U	6041			0,7
Chainsaws	Pro - Mac 610 - 20		T20M-U	6039			0,6
Chainsaws	Pro - Mac 700 / 800 / 1000 / 1010		T20M-U	6039			0,6
Chainsaws	S10 - 10LA : 795 / 795L / 797 / S797		T20M-U	6039			0,6
Chainsaws	S2 - 10A / SLG - 2 / 3 - 10 / 3 - 10E / 10 - 10		T20M-U	6039			0,6



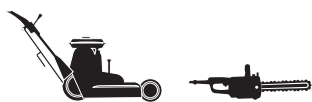
KW HP



R



McCULLOCH <i>continued</i>										
Chainsaws	S250 / S550					W14-US	6033			0,6
Chainsaws	SP40 / SP70 / SP80 / SP81 / SP105 / SP125C					T22M-U	6041			0,6
Chainsaws	SP60					T20M-U	6039			0,6
Chainsaws	Titan 7 / 35 / 57 / 70					T20M-U	6039			0,6
Chainsaws	Titan 40 / 50					T20M-U	6039			0,6
Chainsaws	Wildcat / Eagle 50 / Mac 160S					T20M-U	6039			0,7
Chainsaws	Wildcat 18					T20M-U	6039			0,7
Mowers						W9LM-US	6057	W9LMR-US	6071	0,8
Power Equipment	MC 2106 / MC 2108 / MC 2109 / MC 2110					T20M-U	6039			0,8
Power Equipment	21 cc Engine	21 cc	0,9	1,2		T20M-U	6039			0,6
Power Equipment	30 cc Engine	30 cc	1,1	1,5		T20M-U	6039			0,6
Power Equipment	38 cc Engine	38 cc	1,4	1,9		T20M-U	6039			0,6
Power Equipment	28 cc Engine	28 cc	1,0	1,4		T20M-U	6039			0,6
Power Equipment	32 cc Engine	32 cc	1,1	1,5		T20M-U	6039			0,6
Power Equipment	30 ccm Engine	30 cc	1,2	1,6		T20M-U	6039			0,6
Power Equipment	38 ccm Engine	38 cc	1,7	2,3		T20M-U	6039			0,6
Power Equipment	50 ccm Engine	50 cc	2,5	3,5		T20M-U	6039			0,6
Power Equipment	51 ccm Engine	51 cc	2,4	3,2		T20M-U	6039			0,6
Power Equipment	55 ccm Engine	55 cc	2,7	3,7		T20M-U	6039			0,6
Power Equipment	60 ccm Engine	60 cc	3,0	4,0		T20M-U	6039			0,6
Power Equipment	70 ccm Engine	70 cc	3,8	5,1		T20M-U	6039			0,6
Power Equipment	30 ccm Engine	30 cc	1,2	1,6		T20M-U	6039			0,6
Power Equipment	30 ccm Engine	30 cc	1,2	1,6		T20M-U	6039			0,6
Power Equipment	30 ccm Engine	30 cc	1,2	1,6		T20M-U	6039			0,6
McDONOUGH										
Garden Tractors						W20M-US	6036	W20MR-U	6025	0,8
Mowers						W9LM-US	6057	W9LMR-US	6071	0,8
McLANE										
Mowers		B & S Engine				W9LM-US	6057	W9LMR-US	6071	0,8
Mowers	G - 35 / G 150	Honda Engine	2,9	4,0		W16FS-U	3034	W16FSR	3033	0,8
Mowers	K 91	Kohler Engine				W14-US	6033			0,8
MEADE										
Mowers	All Models					W9LM-US	6057	W9LMR-US	6071	0,8
MICHAELS										
Mowers	K 161	Kohler Engine				W14-US	6033			0,8
Mowers		B & S Engine				W9LM-US	6057	W9LMR-US	6071	0,8
MIDDLESWORTH										
Mowers		B & S Engine				W9LM-US	6057	W9LMR-US	6071	0,8
Mowers		Kohler Engine				W14L	6013			0,8
MIDLAND										
Mowers	2-Stroke					W14M-US	6034	W14MR-U	6019	0,8
Mowers	4-Stroke					W9LM-US	6057	W9LMR-US	6071	0,8
Mowers		(Ø 18mm thread)				L14-U	5000	L14R-U	5049	0,8
		(Ø 14mm thread)	2-Stroke			W14M-US	6034	W14MR-U	6019	0,7
		(Ø 14mm thread)	4-Stroke			W14-US	6033			0,8
MINARELLI										
Power Equipment	G1 / P4 / P4A					W22FS-U	4025	W22FSR	4024	0,8
Power Equipment	P3A / P3N / P6 / P6-80					W22FS-U	4025	W22FSR	4024	0,8
Power Equipment	P4R / P6R / P4CS / P6CS					W22ES-U	3093	W22ESR-U	3098	0,8
Power Equipment	V1 / V1A / V2 / C2 / V1K					W16FS-U	3034	W16FSR	3033	0,8
MITSUBISHI										
Generators	MGB1500 / MGB2500 / MGB3300							W16EPR-U	3021	0,7
Generators	MGA1500 / MGA2500							W16EPR-U	3021	0,7
Generators	MGC550							W14MR-U	6019	0,7
Generators	MGC1000							W20FSR-U	6053	0,7
Power Equipment	G 207L-001 / G 350L-001					W20FP-U	3068	W20FPR-U	3070	0,7
Power Equipment	G 221		1,6	2,2		W20M-US	6036	W20MR-U	6025	0,7
Power Equipment	G 271		2,0	2,7		W20M-US	6036	W20MR-U	6025	0,7
Power Equipment	G 351		2,6	3,5		W20M-US	6036	W20MR-U	6025	0,7
Power Equipment	G 400 / G 400PV		2,9	4,0		W20M-US	6036	W20MR-U	6025	0,7
Power Equipment	G 551		3,7	5,0		W20M-US	6036	W20MR-U	6025	0,7
Power Equipment	G 771		5,1	7,0		W20M-US	6036	W20MR-U	6025	0,7
Power Equipment	G 991		6,6	9,0		W20M-US	6036	W20MR-U	6025	0,7
Power Equipment	G 1050		7,7	10,5		W20M-US	6036	W20MR-U	6025	0,7



KW HP



R



MITSUBISHI <i>continued</i>											
Power Equipment	G 1200				8,8	12,0	W20M-US	6036	W20MR-U	6025	0,7
Power Equipment	G 1500				11,0	15,0	W20M-US	6036	W20MR-U	6025	0,7
Power Equipment	GM 90 / GM 91		2-Cyl. OHV		1,5 - 2,0	2,0 - 2,7	W16EP-U	3018	W16EPR-U	3021	0,7
Power Equipment	GM 130 / GM 131		2-Cyl. OHV		2,0 - 2,9	2,7 - 4,0	W16EP-U	3018	W16EPR-U	3021	0,7
Power Equipment	GM 150V		2-Cyl. OHV		3,3	4,5	W16EP-U	3018	W16EPR-U	3021	0,7
Power Equipment	GM 180 / GM 181		2-Cyl. OHV		3,1 - 4,4	4,2 - 6,0	W16EP-U	3018	W16EPR-U	3021	0,7
Power Equipment	GM 220 / GM 221		2-Cyl. OHV				W16EP-U	3018	W16EPR-U	3021	0,7
Power Equipment	GM 290 / GM 291		2-Cyl. OHV		4,2 - 5,9	5,7 - 8,0	W16EP-U	3018	W16EPR-U	3021	0,7
Power Equipment	GM 300 / GM 301		2-Cyl. OHV		5,2 - 7,4	7,0 - 10,0	W16EP-U	3018	W16EPR-U	3021	0,7
Pumps	MEL401/-501 / MEP252 / MPE25M/-400 / MP2500E						W20M-US	6036	W20MR-U	6025	0,7
Pumps	MEP401/-501 / MPE500 / MP4100E/-5000E						W20FP-U	3068	W20FPR-U	3070	0,7
Trimmers	TL 20 / TL 23 / TL 26 / TL 33 / TL 43 / TL 52						W20M-US	6036	W20MR-U	6025	0,7
Trimmers	T 50 / T 70 / T 80 / T 100				0,4 - 0,8	0,5 - 1,1	W20M-US	6036	W20MR-U	6025	0,7
Trimmers	T 110 / T 130 / T 140 / T 170				0,8 - 1,3	1,1 - 1,7	W20M-US	6036	W20MR-U	6025	0,7
Trimmers	T 200				1,5	2,0	W20M-US	6036	W20MR-U	6025	0,7
Trimmers	T 240				1,8	2,4	W20M-US	6036	W20MR-U	6025	0,7
Trimmers	T 280				2,1	2,8	W20M-US	6036	W20MR-U	6025	0,7
Trimmers	T 340				2,5	3,4	W20M-US	6036	W20MR-U	6025	0,7
Trimmers	T 350				2,6	3,5	W20M-US	6036	W20MR-U	6025	0,7
Trimmers	T 400PV				2,9	4,0	W22MP-US	6049	W22MPR-U	6043	0,7
Trimmers	T 430				3,2	4,3	W20M-US	6036	W20MR-U	6025	0,7
Trimmers	TM 18				0,5	0,7	W20M-US	6036	W20MR-U	6025	0,7
Trimmers	TM 21				0,7	1,0	W20M-US	6036	W20MR-U	6025	0,7
Trimmers	TM 24				1,0	1,3	W20M-US	6036	W20MR-U	6025	0,7
Trimmers	TM 33				1,3	1,7	W20M-US	6036	W20MR-U	6025	0,7
MITTS & MERRILL (Karl Kuemmerling)											
Chainsaws	M - 2	172 cu.in.	Ford Engine				W14L	6013			0,7
Chainsaws	M - 3 / M - 4 / M - 6	240 cu.in.	Ford Engine						MA20R-U	5014	0,7
Chainsaws	M - 7 / M - 8 / M - 11 / M - 12	300 cu.in.	Ford Engine						MA20R-U	5014	0,7
Chainsaws	M - 9 / M - 13	330 cu.in.	Ford Engine						MA20R-U	5014	0,7
MONDIAL											
Chainsaws	640 / 645 / 655 Cayman						W22MP-US	6049	W22MPR-U	6043	0,5
Chainsaws	640AV / 650 / 657 / 657S / 665						W22MP-US	6049	W22MPR-U	6043	0,5
MONO											
Chainsaws	25 - 10 / 25 - 14						W20M-US	6036	W20MR-U	6025	0,7
Chainsaws	47 / 67						W14-US	6033			0,7
Chainsaws	249 / SL149						W16P-U	3036	W16PR-U	3037	0,7
Chainsaws	SL146 / SL147 / SL245 / SL247						W20M-US	6036	W20MR-U	6025	0,7
Mowers			B & S Engine				W9LM-US	6057	W9LMR-US	6071	0,8
Mowers			Lauson Engine				W14-US	6033			0,8
MONTGOMERY-WARD											
Mowers	All Models						W20M-US	6036	W20MR-U	6025	0,8
MORINI											
Power Equipment	M0 / M1 / M03						W20ES-U	3051	W20ESR-U	3057	0,8
Power Equipment	M04 / M101						W20ES-U	3051	W20ESR-U	3057	0,8
Power Equipment	S5 / 4M / 6M / FM6M						W16FS-U	3034	W16FSR	3033	0,8
MOTOR JIKOV											
Power Equipment	SB 130 / SB 140		2-Stroke, F&S Engine						W14PR-U	6021	0,5
Power Equipment	SB 152		2-Stroke, F&S Engine						W14PR-U	6021	0,5
Power Equipment	1453 / 1454VA PE		2-Stroke				W16FS-U	3034	W16FSR	3033	0,6
Power Equipment	9 / 11		4-Stroke OHV				W16FS-U	3034	W16FSR	3033	0,6
MOUNTFIELD											
Brushcutters	Multi - trim 16 / 18 / 23 / 24 / 33 / 40						W20M-US	6036	W20MR-U	6025	0,6
Brushcutters	Multi - trim 31						W22FS-U	4025	W22FSR	4024	0,5
Lawn Tractors	Triple M			5,9	8,0		W9LM-US	6057	W9LMR-US	6071	0,7
Lawn Tractors	Triple M			9,2	12,5				Q16PR-U	3137	0,7
Mowers	2-Stroke		Suzuki Engine				W20MP-U	6023			0,7
Mowers	4-Stroke		Suzuki Engine				W20EP-U	3043	W20EPR-U	3047	0,8
Mowers			Aspera Engine				W14-US	6033			0,5
Mowers			B & S Engine		2,2 - 3,0	3 - 4	W9LM-US	6057	W9LMR-US	6071	0,5
Mowers			B & S Engine		3,3	4,5			Q16PR-U	3137	0,7
Mowers			Tecumseh Engine				W14-US	6033			0,5
Mowers			Vertex Engine				W22FS-U	4025	W22FSR	4024	0,5



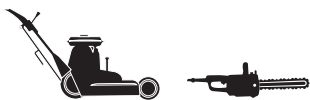
KW HP



R



MTD									
Log Splitters		B & S Engine			W9LM-US	6057	W9LMR-US	6071	0,6
Log Splitters		Tecumseh Engine			W14LM-US	6035	W14LMR-US	6072	0,6
Mowers		B & S Engine			W9LM-US	6057	W9LMR-US	6071	0,8
Mowers		Tecumseh Engine			W14LM-US	6035	W14LMR-US	6072	0,8
MURRAY									
Mowers		B & S Engine			W9LM-US	6057	W9LMR-US	6071	0,8
Mowers		Tecumseh Engine			W14LM-US	6035	W14LMR-US	6072	0,8
NAUDER									
Chainsaws	Model 255				W20M-US	6036	W20MR-U	6025	0,6
Chainsaws	NAU-10 / NAU-12				W20M-US	6036	W20MR-U	6025	0,7
NAUTAC									
Brushcutters	011F / 011R / 012R - RD / 026R / 026RF				W22MP-US	6049	W22MPR-U	6043	0,5
Brushcutters	028 Turbo / 030 Turbo / 1100T				W22MP-US	6049	W22MPR-U	6043	0,5
Brushcutters	Country DR02	Tecnamotor	2,6	3,5	W14LM-US	6035	W14LMR-US	6072	0,7
Brushcutters	Country DR06	B & S Engine	3,7	5,0	W9LM-US	6057	W9LMR-US	6071	0,7
Brushcutters	Country DR06S	F & S Engine	4,4	6,0	W16FS-U	3034	W16FSR	3033	0,7
Chainsaws	170 / 232 / 236 / 246 / 252 / 262				W22MP-US	6049	W22MPR-U	6043	0,5
Garden Tractors	1296E (I / C)	B & S Engine	8,8	12,0	W9LM-US	6057	W9LMR-US	6071	0,7
Garden Tractors	Club 13 Hydro (I / C)	B & S Engine	8,8	12,0	W9LM-US	6057	W9LMR-US	6071	0,7
Garden Tractors	Club 14 (OHV)	B & S Engine	10,3	14,0			Q16PR-U	3137	0,7
Garden Tractors	Club 14 Hydro (I / C bi-cyl.)	B & S Engine	10,3	14,0	W14-US	6033			0,7
Garden Tractors	Club 18 Hydro (I / C bi-cyl.)	B & S Engine	13,2	18,0	W14-US	6033			0,7
Garden Tractors	Open 10	B & S Engine	7,4	10,0	W9LM-US	6057	W9LMR-US	6071	0,7
Garden Tractors	Open 12	B & S Engine	8,8	12,0	W9LM-US	6057	W9LMR-US	6071	0,7
Mowers	5345 P 37 (Prisma 37)	Tecnamotor			W14LM-US	6035	W14LMR-US	6072	0,7
Mowers	Fainway 435BA (SB 140SL)	F & S Engine			W9LM-US	6057	W9LMR-US	6071	0,7
Mowers	Fainway 435FA / FAE (Prisma 37)	Tecnamotor			W14LM-US	6035	W14LMR-US	6072	0,7
Mowers	Greenfee 375 / 375A (Sprint 375)	B & S Engine			W9LM-US	6057	W9LMR-US	6071	0,7
Mowers	Greenway 500BS / BAD (Quantum 50)	B & S Engine			W9LM-US	6057	W9LMR-US	6071	0,7
Mowers	Greenway 500KA (FC 150)	Kawasaki Engine			W20EP-U	3043	W20EPR-U	3047	0,7
Mowers	Greenway 500S2A (SB 140SL)	F & S Engine					W16PR-U	3037	0,7
Mowers	XT 37 (Prisma 37)	Tecnamotor			W14LM-US	6035	W14LMR-US	6072	0,7
NISSAN									
Lift Trucks	NHF01 (A,M) / NHF02 (A,M)						W9EXR-U	6044	0,8
Lift Trucks	NF01 / NF02 / NK02				W14E	6009			0,8
Lift Trucks	H01 / H02 / NH01 / NH02	Low noise					W9EXR-U	6044	0,8
Lift Trucks	H01 / H02 / NH01 / NH02				W14E	6009			0,8
Lift Trucks	K01 / K02 / NK01				W14E	6009			0,8
Lift Trucks	F03 / F05				W14E	6009			0,8
Lift Trucks	H30 / J15 / P	(1980)			W14E	6009			0,8
Lift Trucks	D11 / H20 / H30	(B model)					W16ESR-U	3110	0,8
NOGMATIC									
Chainsaws	Model 255				W20M-US	6036	W20MR-U	6025	0,6
Chainsaws	NOG 10 / NOG12				W20M-US	6036	W20MR-U	6025	0,6
Chainsaws			2,9	4,0	W20M-US	6036	W20MR-U	6025	0,6
Chainsaws			4,4	6,0	W20MP-U	6023			0,6
O & R									
Power Equipment	13A / 13B				W14M-US	6034	W14MR-U	6019	0,8
Power Equipment	13A / 13B Severe Service				W20M-US	6036	W20MR-U	6025	0,8
Power Equipment	20A				W22M-US	6048			0,8
Power Equipment	20A Light Service				W20M-US	6036	W20MR-U	6025	0,8
O.M.C.									
Chainsaws	130Z / 140Z / 142Z				W20MP-U	6023			0,5
Chainsaws	140AV / 140H				W22MP-US	6049	W22MPR-U	6043	0,5
Chainsaws	140S / 145 / 145AV / 145E / 146				W22MP-US	6049	W22MPR-U	6043	0,5
Chainsaws	155 Jolly / 155 Jolly AV / 156 Jolly / K1 / K2				W22MP-US	6049	W22MPR-U	6043	0,5
Chainsaws	157 / 158 / 165 / 166				W22MP-US	6049	W22MPR-U	6043	0,5
Chainsaws	All Others				W20M-US	6036	W20MR-U	6025	0,5
OLEO - MAC (EMAK)									
Brushcutters	721 / 727 / 727S / 727T / 733 / 740				W22MP-US	6049	W22MPR-U	6043	0,5
Brushcutters	733S / 433BP				W22MP-US	6049	W22MPR-U	6043	0,5
Chainsaws	233 / 234 / 234F / 240 / 244 / 244F / 246FDL / 250A				W22MP-US	6049	W22MPR-U	6043	0,5
Chainsaws	251 / 251B / 251 Super E1 / 252 / 252F / 254 / 254F				W22MP-US	6049	W22MPR-U	6043	0,5



KW HP



R



OLEO - MAC (EMAK) <i>continued</i>							
Chainsaws	260 Auto. / 261 / 264 / 264F / 264FDLX / 264TTA			W22MP-US	6049	W22MPR-U	6043 0,5
Chainsaws	271 / 272 / 272F / 274TTA / 280 / 281			W22MP-US	6049	W22MPR-U	6043 0,5
Chainsaws	284 / 284F / 284TTA / 335 / 340 / 340F			W22MP-US	6049	W22MPR-U	6043 0,5
Chainsaws	350 / 350S / 355 / 355F / 460S / 460AS			W22MP-US	6049	W22MPR-U	6043 0,7
Chainsaws	480 / 480S / 480AS / 481 / 482 / 482MP			W22MP-US	6049	W22MPR-U	6043 0,5
Chainsaws	930 / 935 / 935DF / 940 / 942 / 945 / 945DF / 946			W22MP-US	6049	W22MPR-U	6043 0,5
Chainsaws	950 / 950F / 950FS / 951 / 999 / 999F			W22MP-US	6049	W22MPR-U	6043 0,5
Chainsaws	AM150 / AM180	1,3 - 2,6	1,8 - 3,5	W22MP-US	6049	W22MPR-U	6043 0,5
Chainsaws	S30 / S50 / S80 / S100			W22MP-US	6049	W22MPR-U	6043 0,5
Chainsaws	SA18 / SA30 / SA30TL / SA45 / SA45TL			W22MP-US	6049	W22MPR-U	6043 0,5
Chainsaws	SC21 / SC23 / SC33 / SC55			W22MP-US	6049	W22MPR-U	6043 0,5
Power Equipment	MTL30 / MTL50 / MTL80 / MTL106	0,9 - 5	1,2 - 6,8	W22MP-US	6049	W22MPR-U	6043 0,5
ONAN							
Power Equipment	6.5 NHE / 4.0 BGE					T16EPR-U	5022 0,6
Power Equipment	AJ / BH / CK / J30 / JB / JC / J60 / J120 / MH / NB			W16LS	3035		0,7
Power Equipment	B43G / B48G / N-52M					T16EPR-U	5022 0,7
Power Equipment	CCK Series	Natural Gas		W24S-U	4040		0,5
Power Equipment	CCK Series	(Light Service = option)		W16LS	3035		0,7
Power Equipment	CCK Series CCKB - MS / RCCK -MS			W16LS	3035		0,7
Power Equipment	CW			L14-U	5000	L14R-U	5049 0,7
Power Equipment	IB			M14	5001		0,7
Power Equipment	J60 / J120 / MH / NB			W16LS	3035		0,8
Power Equipment	Microlite 3600					J14CR-U	3331 0,8
Power Equipment	N - 52M					T16EPR-U	5022 0,8
Power Equipment	NHA - MS / NHB - MS / NHC - MS (Early)			W20ES-U	3051	W20ESR-U	3057 0,7
Power Equipment	NHC - MS	-79-				T16EPR-U	5022 0,6
Power Equipment	NHC - MS	-79		W20ES-U	3051	W20ESR-U	3057 0,8
Power Equipment	NHP	LPG gas		W20ES-U	3051	W20ESR-U	3057 0,4
Power Equipment	NHP			W20ES-U	3051	W20ESR-U	3057 0,7
Power Equipment	OTC Series			W20S-U	3075	W20SR-U	3076 0,6
Power Equipment	P 216 / P 218 / P 220 / P 224					T16EPR-U	5022 0,6
Power Equipment	RCCK - MS			W16LS	3035		0,8
Power Equipment	T 260					T16EPR-U	5022 0,6
OPEM							
Chainsaws	130Z / 140Z / 142Z			W20M-US	6036	W20MR-U	6025 0,5
Chainsaws	140AV / 140H / 140S			W20MP-U	6023		0,5
Chainsaws	145 / 145AV / 145E / 146			W20MP-U	6023		0,5
Chainsaws	157 / 158 / 165 / 166			W20MP-U	6023		0,5
Chainsaws	Jolly 155 / 155AV / 156 / K1 / K2			W20MP-U	6023		0,5
ORLINE							
Chainsaws	Challenger Mark 11D / 11S			W20M-US	6036	W20MR-U	6025 0,7
Chainsaws	Mustang 13 / 129 / 149			W20M-US	6036	W20MR-U	6025 0,7
Chainsaws	Yard-Arm			W14M-US	6034	W14MR-U	6019 0,7
PANTHER							
Mowers	All Models			W9LM-US	6057	W9LMR-US	6071 0,8
PARAGON							
Log Splitters				W20M-US	6036	W20MR-U	6025 0,6
PARMI							
Mowers	High Wheel			W9LM-US	6057	W9LMR-US	6071 0,8
PARTNER							
Brushcutters	B180 / B260 / B265 / B305 / B322 / B325 / B440			W20M-US	6036	W20MR-U	6025 0,5
Brushcutters	B 250	24 cc	1,1 1,4			W20MR-U	6025 0,5
Brushcutters	B200 / B205 / B370 / B380 / B400 / B405			W22MP-US	6049	W22MPR-U	6043 0,5
Brushcutters	B 450 C / B 450 G					W22MPR-U	6043 0,5
Chainsaws	330 / 335 / 340 / 350 / 360 / 385			W20M-US	6036	W20MR-U	6025 0,5
Chainsaws	345 / 360 / 365 / 395 / 400 / 405 / 405 CCS			W22MP-US	6049	W22MPR-U	6043 0,5
Chainsaws	410 / 433 / 440 / 450 / 460 / 465 / 495			W22MP-US	6049	W22MPR-U	6043 0,5
Chainsaws	500 / 500 Plus / 540 / 545 / 550			W22MP-US	6049	W22MPR-U	6043 0,5
Chainsaws	5000 / 5500			W22MP-US	6049	W22MPR-U	6043 0,5
Chainsaws	605			W22MP-US	6049	W22MPR-U	6043 0,5
Chainsaws	650 / 660 / 660 CCS			W22MP-US	6049	W22MPR-U	6043 0,7
Chainsaws	1601 / 1602 / 1618			W22MP-US	6049	W22MPR-U	6043 0,5
Chainsaws	7000 Plus / 7700			W22MP-US	6049	W22MPR-U	6043 0,7
Chainsaws	A55 / F55 / S50 / S55 / S65			W22MP-US	6049	W22MPR-U	6043 0,5
Chainsaws	K - 12 / R - 12			W20FP-U	3068	W20FPR-U	3070 0,7



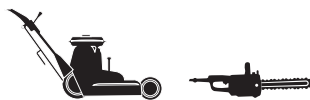
KW HP



R



PARTNER <i>continued</i>							
Chainsaws	Mini - P / Mini - P II / Mini - Pa			W22M-US	6048		0,7
Chainsaws	Mini II / III / IV (Taper seat)			T20M-U	6039		0,5
Chainsaws	Mini II / III / IV (Flat seat)			W22MP-US	6049	W22MPR-U	6043 0,5
Chainsaws	P48 / P49 / P50 / P51 / P55 / P59 / P65			W22MP-US	6049	W22MPR-U	6043 0,5
Chainsaws	P70 / P85 / P100 / P100S / P350			W22MP-US	6049	W22MPR-U	6043 0,5
Chainsaws	P400 / P5000 Plus			W22MP-US	6049	W22MPR-U	6043 0,5
Chainsaws	Partner Mini III / IV			T20M-U	6039		0,7
Chainsaws	R11 / R12 / R14 / R16 / R17 / R18 / R19 / R22			W22MP-US	6049	W22MPR-U	6043 0,5
Chainsaws	R22T / R40T / R117 / R421 / R517 / R523 / R440T			W22MP-US	6049	W22MPR-U	6043 0,5
Chainsaws	R30 / K20 / K40			W20M-US	6036	W20MR-U	6025 0,5
Chainsaws	R420T / R417T / R435 / R35 / R20			W22MP-US	6049	W22MPR-U	6043 0,5
Chainsaws	R421T / R440T / R517 / R517T			W22M-US	6048		0,7
Mowers	146 / 146C / 146E / 146CD / 146CDE	B & S Engine		W9LM-US	6057	W9LMR-US	6071 0,7
Mowers	148CDE	Tecumseh Engine		W14LM-US	6035	W14LMR-US	6072 0,7
Mowers	148CS / 148CD / 148CDE / 150 / 150D	B & S Engine		W9LM-US	6057	W9LMR-US	6071 0,7
Mowers	153CD / 153CDE / 155CD / 155CDE / 155D	B & S Engine		W9LM-US	6057	W9LMR-US	6071 0,7
Mowers	246 / 250 / 348 / 350 / 355D / 455D / 550 / 555D	B & S Engine		W9LM-US	6057	W9LMR-US	6071 0,7
Mowers	348	Tecumseh Engine		W9LM-US	6057	W9LMR-US	6071 0,7
Power Equipment	T 225 / T260 / T285		0,7 - 1,2 1,0 - 1,5			W20MR-U	6025 0,5
Tractor / Mowers	6 - 65	Tecumseh Engine		W14-US	6033		0,7
Tractor / Mowers	8 - 90E / 10 - 90E / 11 - 90E / 12-90E / 12-90EH	B & S Engine		W9LM-US	6057	W9LMR-US	6071 0,7
Tractor / Mowers	12-95E / 12-100E / 12.5-105E / 12.5-105EH	B & S Engine		W9LM-US	6057	W9LMR-US	6071 0,7
Tractor / Mowers	14-105E / 14-105EH / 16-115EH	B & S Engine		W9LM-US	6057	W9LMR-US	6071 0,7
PEERLESS							
Chainsaws	D25			W20M-US	6036	W20MR-U	6025 0,7
Chainsaws	D55 / D65			W14-US	6033		0,7
Chainsaws	E10			W22M-US	6048		0,6
Chainsaws	E75 / E95			W20M-US	6036	W20MR-U	6025 0,7
PIONEER							
Chainsaws	450 / 550 / 600 / 610 / 620 / 650 / 700 / 750 / 800			W14-US	6033		0,7
Chainsaws	700G / 850			W20S-U	3075	W20SR-U	3076 0,7
Chainsaws	970 / 1072 / 1073 / 2071 / 2073			W22M-US	6048		0,6
Chainsaws	1074 / 1074E / 1074UB / 1150 / 1160 / 1200 / 1200A			W20M-US	6036	W20MR-U	6025 0,6
Chainsaws	1410 / 1410A / 1420 / 1450			W20M-US	6036	W20MR-U	6025 0,6
Chainsaws	1410 / 1410A / 1420 / 1450 (Cold Fouling = option)			W14M-US	6034	W14MR-U	6019 0,6
Chainsaws	1520 / 1560 / 1750 / 1770 / 1771 / 1850			W22M-US	6048		0,6
Chainsaws	2200 / 2270 / 2400 / 2460 / 3071 / 3200 / 3270 / 3270S			W20M-US	6036	W20MR-U	6025 0,6
Chainsaws	F / G / M			W9-U	6004		0,6
Chainsaws	Farmlite			W22MP-US	6049	W22MPR-U	6043 0,7
Chainsaws	Farmsaw / II			W20M-US	6036	W20MR-U	6025 0,7
Chainsaws	For Sub - Zero 2400 / 2460			W20M-US	6036	W20MR-U	6025 0,7
Chainsaws	HA / HB / One Man / Twin Super / Super Twin			W20S-U	3075	W20SR-U	3076 0,6
Chainsaws	HC / RA / NU - 17 / 400 / 410 / 450 / 550			W14-US	6033		0,6
Chainsaws	L			L14-U	5000	L14R-U	5049 0,7
Chainsaws	P10 / P20 / P25 / P26S / P40 / P50 / P51 / P51S			W22M-US	6048		0,6
Chainsaws	P40 (Cold Fouling = option)			W20M-US	6036	W20MR-U	6025 0,6
Chainsaws	P11 / P38 / P39 / P41			W22MP-US	6049	W22MPR-U	6043 0,7
Chainsaws	P21 / P21S / 1074 / 1100 / 1110 / 1120 / 1130			W20M-US	6036	W20MR-U	6025 0,6
Chainsaws	P26 / P26E / P28 / P28E / P28B / P28S / P28SB			W20M-US	6036	W20MR-U	6025 0,7
Chainsaws	P30 / P30S / P5 / P55S			W22M-US	6048		0,7
Chainsaws	P35 / P35S / P41 / P41S			W20M-US	6036	W20MR-U	6025 0,7
Chainsaws	P42W / P52W			W22MP-US	6049	W22MPR-U	6043 0,7
Chainsaws	P50 / P51 / P51S / P55 / P55S			W22M-US	6048		0,7
Chainsaws	P60 / P61 / P61S / P62 / P62W			W22MP-US	6049	W22MPR-U	6043 0,6
Chainsaws	Super / Super Twin			W20S-U	3075	W20SR-U	3076 0,7
POULAN							
Chainsaws	100 / 245A / 306 / 306A / 306SA			W20M-US	6036	W20MR-U	6025 0,7
Chainsaws	1800 / 2000 / 2300			W20M-US	6036	W20MR-U	6025 0,7
Chainsaws	20 / 20D / 25 / 25DA / S25AV / S25DA / 76 / 245A			W20M-US	6036	W20MR-U	6025 0,7
Chainsaws	71A / 72 / S72 / 76 / 92			W20M-US	6036	W20MR-U	6025 0,7
Chainsaws	205 / 225 / 235			W20M-US	6036	W20MR-U	6025 0,7
Chainsaws	325			T20M-U	6039		0,7
Chainsaws	335			W22M-US	6048		0,7
Chainsaws	355 / 395 / 405 / 415			W22MP-US	6049	W22MPR-U	6043 0,7
Chainsaws	375			W20MP-U	6023		0,7
Chainsaws	455 / 475 / 525 / 655			W22MP-US	6049	W22MPR-U	6043 0,7
Chainsaws	3400 / 3700 '80-			W20MP-U	6023		0,6
Chainsaws	4200 / 4400 / 4900 / 5200 / 5400 '80-			W22M-US	6048		0,6
Chainsaws	4200 / 5200 '80-			W20M-US	6036	W20MR-U	6025 0,6



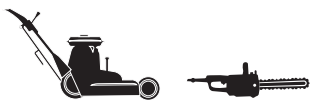
KW HP



R



POULAN <i>continued</i>									
Chainsaws	4200CVA / 6000CVA				W22MP-US	6049	W22MPR-U	6043	0,7
Chainsaws	5200CVA				W20M-US	6036	W20MR-U	6025	0,7
Chainsaws	5500 / 6000				W22M-US	6048			0,7
Chainsaws	6000				W14-US	6033			0,6
Chainsaws	6900 / 7700 / 8500				W22M-US	6048			0,7
Chainsaws	B520				W14M-US	6034	W14MR-U	6019	0,7
Chainsaws	M25 / 25DA / 25CVA / 306A / 245A / 361				W20M-US	6036	W20MR-U	6025	0,6
Chainsaws	Micro 25SN				W20M-US	6036	W20MR-U	6025	0,6
Chainsaws	Micro Super 25 / 25 Deluxe				W20M-US	6036	W20MR-U	6025	0,6
Chainsaws	S25 / 285 / 305				W22MP-US	6049	W22MPR-U	6043	0,7
Chainsaws	S33 / 53A / 54				W14-US	6033			0,7
Chainsaws	S68 / Super XXV / Micro MZ5				W20M-US	6036	W20MR-U	6025	0,7
Chainsaws	S6000				W22MP-US	6049	W22MPR-U	6043	0,7
POULAN PRO									
Log Splitters	15-AR				W20M-US	6036	W20MR-U	6025	0,7
Log Splitters	19-7 / 26-10 / 26-TM				W20M-US	6036	W20MR-U	6025	0,7
Log Splitters	19-24-8AR / P-26-TM				W20M-US	6036	W20MR-U	6025	0,7
POWER KING									
	K301 / K321 / K341 / K361				W14L	6013			0,7
	M14	Kohler Engine	10,3	14,0			T14PR-U	5020	0,7
	M18	Kohler Engine	13,2	18,0			T14PR-U	5020	0,7
	M20	Kohler Engine	14,7	20,0			T14PR-U	5020	0,7
POWER PRODUCTS									
Power Equipment	AH36 Type 70				W20M-US	6036	W20MR-U	6025	0,7
Power Equipment	AH44 / AH48 / AH49				W20M-US	6036	W20MR-U	6025	0,7
Power Equipment	AH47 / AH52 / AH58 / AH81 / AV51				W14LM-US	6035	W14LMR-US	6072	0,7
PRO									
Chainsaws	10 / 20 / 30				W20S-U	3075	W20SR-U	3076	0,7
Chainsaws	40 / 50				W14-US	6033			0,7
QUICK-SPLIT									
Log Splitters		B & S Engine			W9LM-US	6057	W9LMR-US	6071	0,6
Log Splitters		Tecumseh Engine			W14-US	6033			0,6
RANSOMES									
Mowers	1.1 L	Ford Engine			W16EP-U11	3199	W16EPR-U11	3201	1,1
Mowers	K 181	Kohler Engine			W14-US	6033			0,8
Mowers	K 301	Kohler Engine			W14L	6013			0,8
Mowers	KT 21	Kohler Engine					T16PR-U	5025	0,8
Mowers	Matador / Mastiff / Multimower / Pedestrian / Flail				W16FS-U	3034	W16FSR	3033	0,5
Mowers	N 52M	Onan Engine					T16EPR-U	5022	0,8
Mowers		B & S Engine	11,8	16,0	W14-US	6033			0,8
Mowers		B & S Engine			W9LM-US	6057	W9LMR-US	6071	0,8
Mowers		Kawasaki Engine			W20M-US	6036	W20MR-U	6025	0,8
RED MAX									
Brushcutters	BC340DL / BC430DWM / BC440DWM				W20MP-U	6023			0,6
Brushcutters	BC220 / BC260DL				W22MP-US	6049	W22MPR-U	6043	0,6
Brushcutters	BT17 / BT171 / BT220 / BT221				W22MP-US	6049	W22MPR-U	6043	0,6
Brushcutters	EB430 / EBA430 / EB440 / EBA440				W20S-U	3075	W20SR-U	3076	0,6
Brushcutters	HB260				W20MP-U	6023			0,6
Brushcutters	HT230 / CHT230 / EDG230				W22M-US	6048			0,6
Brushcutters	SGC220DL / RE220				W20M-US	6036	W20MR-U	6025	0,6
Chainsaws	G300TS / G300AVS / G45AVS				W20MP-U	6023			0,7
Chainsaws	G400AVS / G561AVS / G621AVS				W22MP-US	6049	W22MPR-U	6043	0,6
Chainsaws	G450AVS				W20M-US	6036	W20MR-U	6025	0,7
REDLINE									
Chainsaws	740PC / 840PC				W22MP-US	6049	W22MPR-U	6043	0,7
REMINGTON									
Chainsaws	100 / 200 / 300 / 400 / 500 / 600				W22MP-US	6049	W22MPR-U	6043	0,6
Chainsaws	812 / 814 / 816 / 816AV / 840AV / 850AV / 860AV				W22MP-US	6049	W22MPR-U	6043	0,7
Chainsaws	Jobmaster / Yardmaster				W22MP-US	6049	W22MPR-U	6043	0,7
Chainsaws	Mighty-Mite 100 / 200 / 300 / 400 / 500 / 600				W22MP-US	6049	W22MPR-U	6043	0,7
Chainsaws	Mighty-Mite Bantam / Weekender / Auto / Pow-R-Cut				W22M-US	6048			0,6
Chainsaws	Mighty-Mite Electric /-Deluxe /-Super Deluxe				W22M-US	6048			0,7



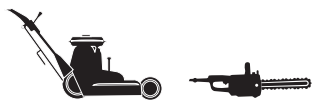
KW HP



R



REMINGTON <i>continued</i>							
Chainsaws	Outdoorsman / Sportsman / Rancher / Woodman			W22M-US	6048		0,6
Chainsaws	Outdoorsman II / Sportsman II / Logger			W22MP-US	6049	W22MPR-U	6043 0,6
Chainsaws	PL-4 / PL-5 / PL-5A / PL-6 / PL-6A			W22M-US	6048		0,7
Chainsaws	PL-7 / PL-7A / PL-55 / PL-55A			W22M-US	6048		0,7
Chainsaws	SL-4 / SL-4A / SL-7 / SL-7A / SL9			W22M-US	6048		0,7
Chainsaws	SL-10 / SL-10A / SL-11 / SL-11A			W22M-US	6048		0,7
Chainsaws	SL-14 / SL-14A / SL-16 / SL-16A			W22M-US	6048		0,7
Chainsaws	Super 754			W20S-U	3075	W20SR-U	3076 0,7
Chainsaws	Woodman / Logger			W22M-US	6048		0,6
ROBUSH							
Log Splitters				W20M-US	6036	W20MR-U	6025 0,6
ROCKET							
Mowers	All Models			W9LM-US	6057	W9LMR-US	6071 0,8
ROPER							
Chainsaws	C110 / C121 / C11047 / C12147			T22M-U	6041		0,7
Chainsaws	C332 / C343 / C354			W22M-US	6048		0,6
Chainsaws	C611 / C625 / C636 / C6117 / C6267 / C6367			T22M-U	6041		0,6
Chainsaws	C3327 / C3327AR / C3437 / C3437AR			W22M-US	6048		0,6
Chainsaws	C6257 / C6257AR / C6367AR			T22M-U	6041		0,6
Chainsaws	C33237 / C34337 / C35437			W22M-US	6048		0,7
Chainsaws	Pro Arm 412 / 414 / 415			T22M-U	6041		0,6
Chainsaws	Pro Arm 615 / 617			W22M-US	6048		0,6
Log Splitters				W20M-US	6036	W20MR-U	6025 0,6
Mowers	All Models			W20M-US	6036	W20MR-U	6025 0,8
ROTAX -> BOMBARDIER-ROTAX							
ROTO-HOE							
Log Splitters	Tecumseh Engine			W14LM-US	6035	W14LMR-US	6072 0,6
RYOBI							
Engines	2-Stroke	2-Stroke		T20MP-U	6040		0,5
Chainsaws	GTS 28 / 32 / 38 / 56 / 62			W22MP-US	6049	W22MPR-U	6043 0,5
Chainsaws	RGS 3214 / 3214A / 3816 / 4518 / 5418			W22MP-US	6049	W22MPR-U	6043 0,5
SABRE							
Brushcutters	B25 / S25 / S25C			T20MP-U	6040		0,6
SACHS -> FICHTEL & SACHS							
SCAG							
Mowers	B & S Engine		8,0 - 9,0 11 - 12	W9LM-US	6057	W9LMR-US	6071 0,8
Mowers	B & S Engine		13,2 18,0	W14-US	6033		0,8
Mowers	Kawasaki Engine		9,2 12,5	W20M-US	6036	W20MR-U	6025 0,7
Mowers	M18	Kohler Engine	13,2 18,0			T14PR-U	5020 0,7
Mowers		Kohler Engine	14,7 20,0			T16PR-U	5025 0,8
SEARS							
Brushcutters	271. 281514			W20M-US	6036	W20MR-U	6025 0,7
Brushcutters	610. 281514 / 611. 281514			W20M-US	6036	W20MR-U	6025 0,7
Chainsaws	1.9PS / 2.0 / 2.1A / 3.6			W20M-US	6036	W20MR-U	6025 0,7
Chainsaws	3.5 - 20 / 4.5 - 23 / 2.5			T22M-U	6041		0,7
Chainsaws	3.7 / 3.7A / 3.7PS			W22M-US	6048		0,7
Chainsaws	271 - 1.8 / 271 - 2.7A / VL			W20M-US	6036	W20MR-U	6025 0,7
Chainsaws	271 - 4.3A / VL			W20M-US	6036	W20MR-U	6025 0,7
Chainsaws	3400 / 3401 / 3402 / 3408 / 3411 / 3412 / 3415 / 3416 / 3418			W20M-US	6036	W20MR-U	6025 0,7
Chainsaws	3425 / 3455 / 3460 / 3461 / 3465 / 3466 / 3476 / 3481			W20M-US	6036	W20MR-U	6025 0,7
Chainsaws	35201 / 35202 / 35203 / 35205 / 35206 / 35207 / 35209			W20M-US	6036	W20MR-U	6025 0,7
Chainsaws	35211 / 35232 / 35238 / 35251 / 35255 / 35256 / 35263			W20M-US	6036	W20MR-U	6025 0,7
Chainsaws	35266 / 35267 / 35371 / 35363 / 35366 / 35367 / 35369			W20M-US	6036	W20MR-U	6025 0,7
Chainsaws	35269 / 35365 / 35505 / 3418			T20M-U	6039		0,7
Chainsaws	35372 / 35373 / 35375 / 35376			W22M-US	6048		0,7
Chainsaws	35481 / 35483 / 35484 / 35487 / 35608 / 35609 / 35885			W20MP-U	6023		0,7
Chainsaws	35505 / 35506 / 30512 / 35514 / 35515 / 35516			W20M-US	6036	W20MR-U	6025 0,7
Chainsaws	35607 / 35628 / 35633 / 34718			W22M-US	6048		0,7
Chainsaws	35881 / 35889 / 358850 / 59820 / 59918			W20MP-U	6023		0,7
Chainsaws	35883 / 35886 / 35887 / 35889 / 35904			W22M-US	6048		0,7
Chainsaws	59741 / 59886 / 59716 / 59816			W20M-US	6036	W20MR-U	6025 0,7
Chainsaws	340571 / 34094 / 35082 / 35091 / 35093 / 35094 / 35096			W20M-US	6036	W20MR-U	6025 0,7



KW HP



R



SEARS <i>continued</i>									
Chainsaws	357120 / 357160 / 358860				W20M-US	6036	W20MR-U	6025	0,7
Chainsaws	358810 / 358840				W22M-US	6048			0,7
Chainsaws	Barracuda				W22M-US	6048			0,7
Chainsaws	Beaver 1.9				T22M-U	6041			0,7
Chainsaws	D44 / D49				W14-US	6033			0,7
Log Splitters		B & S Engine			W9LM-US	6057	W9LMR-US	6071	0,6
Mowers		B & S Engine	2,2 - 2,6	3 - 3,5	W9LM-US	6057	W9LMR-US	6071	0,8
Mowers		Tecumseh Engine	2,5 - 3,7	3,5 - 5	W9LM-US	6057	W9LMR-US	6071	0,8
Mowers	OHV	Tecumseh Engine	2,9 - 3,7	4,5 - 5	W22ES-U	3093	W22ESR-U	3098	0,8
SHINDAIWA									
Brushcutters	B40 / B45 / BP35 / C20 / C25 / C35				W20M-US	6036	W20MR-U	6025	0,7
Brushcutters	F18 / F20 / F21 / T18 / T20 / T25				W20M-US	6036	W20MR-U	6025	0,7
Chainsaws	300 / 345 / 350 / 355 / 415 / 416 / 420 / 450				W20MP-U	6023			0,7
Chainsaws	360 / 488				W22MP-US	6049	W22MPR-U	6043	0,7
Chainsaws	451 / 460 / 500 / 510 / 575 / 580 / 680 / 695				W20MP-U	6023			0,7
SIMPSON									
Log Splitters	4K				W20M-US	6036	W20MR-U	6025	0,6
SKILL									
Chainsaws	933 / 944 / 946 / 647				T20M-U	6039			0,6
Chainsaws	1610 / 1611 / 1612 / 1613 / 1614 / 1614C / 1616 / 1616C				T20M-U	6039			0,6
Chainsaws	1620 / 1622 / 1624				W20M-US	6036	W20MR-U	6025	0,6
Chainsaws	1629 / 1630 / 1631 / 1644 / 1645 / 1660 / 1661 / 1690				W20S-U	3075	W20SR-U	3076	0,6
Chainsaws	1632 / 1632C / 1646 / 1646C / 1647C				W22M-US	6048			0,7
Chainsaws	1634 / 1636				W20M-US	6036	W20MR-U	6025	0,7
Chainsaws	1641				W20MP-U	6023			0,7
Chainsaws	Partner Mini III / IV				T20M-U	6039			0,7
SMITHCO									
Mowers		B & S Engine			W9LM-US	6057	W9LMR-US	6071	0,8
Mowers	K 181	Kohler Engine			W14-US	6033			0,8
Mowers		Tecumseh Engine			W14-US	6033			0,8
SOLO									
Brushcutters	664				W22MP-US	6049	W22MPR-U	6043	0,6
Chainsaws	70 / 508 / 509 / 510 / 515 / 519 / 527 / 533				W16FS-U	3034	W16FSR	3033	0,6
Chainsaws	535				W22M-US	6048			0,6
Chainsaws	544 / 545 / 604 / 626				W16FS-U	3034	W16FSR	3033	0,6
Chainsaws	600 B / 600 Mini				W22MP-US	6049	W22MPR-U	6043	0,5
Chainsaws	603 / 611						W22MPR-U	6043	0,6
Chainsaws	605AV / 606AV / 610AV				W22MP-US	6049	W22MPR-U	6043	0,5
Chainsaws	606VA / 610VA / 611VA				W22MP-US	6049	W22MPR-U	6043	0,5
Chainsaws	615AV / 616AV / 620AV				W22MP-US	6049	W22MPR-U	6043	0,6
Chainsaws	615VA / 616VA / 620VA				W22MP-US	6049	W22MPR-U	6043	0,5
Chainsaws	635				W20M-US	6036	W20MR-U	6025	0,6
Chainsaws	630 / 632 / Twin 100				W22M-US	6048			0,6
Chainsaws	631 / 635VA / 638				W22MP-US	6049	W22MPR-U	6043	0,5
Chainsaws	634 / 639 / 640 / 641 / 642						W22MPR-U	6043	0,6
Chainsaws	644 / 644 SP / 644VA / 645		44 cc				W22MPR-U	6043	0,6
Chainsaws	647 / 651 / 654						W22MPR-U	6043	0,6
Chainsaws	650VA / 655VA / 660VA				W22MP-US	6049	W22MPR-U	6043	0,5
Chainsaws	650AV / 655AV / 660AV				W22MP-US	6049	W22MPR-U	6043	0,6
Chainsaws	662 / 667 / 670 / 680						W22MPR-U	6043	0,6
Chainsaws	G31 / G32 / G38				W22MP-US	6049	W22MPR-U	6043	0,5
Chainsaws	T30 / T40 / T45				W22MP-US	6049	W22MPR-U	6043	0,5
Mowers	102 / 103 / 106 / 107 / 110 / 111 / 114				W22M-US	6048			0,6
Mowers	101 / 120 / 124 / 126 / 128 / 134 / 140				W22MP-US	6049	W22MPR-U	6043	0,5
Mowers	520 / Profi 549 / 522 / 543				W16FS-U	3034	W16FSR	3033	0,6
Mowers	522 Sickle Bar				W16FS-U	3034	W16FSR	3033	0,6
Mowers	543L / 577 / 583				W16FS-U	3034	W16FSR	3033	0,6
Mowers	549 / 549 Profi		125 cc		W20FS-U	3073	W20FSR-U	6053	0,5
Mowers	554 / 554L (Aspera Cav 30)				W20M-US	6036	W20MR-U	6025	0,6
Mowers	563 / 563L		70 cc		W16FS-U	3034	W16FSR	3033	0,6
Mowers	580 / Piano 581				W16FS-U	3034	W16FSR	3033	0,6
Mowers	All Others				W22FS-U	4025	W22FSR	4024	0,6
Power Equipment	127 H	4-Stroke	22 cc	0,7	1,0		U16FSR-UB	6050	0,6
Power Equipment	130 H	4-Stroke	31 cc	0,8	1,1		U16FSR-UB	6050	0,6
SPARTAN									
Brushcutters	PC22 / TR22				W22M-US	6048			0,6



KW HP



R



SPARTAN <i>continued</i>										
Brushcutters	PC27 / PC35					W20S-U	3075	W20SR-U	3076	0,6
Brushcutters	PCE24					W20M-US	6036	W20MR-U	6025	0,6
Chainsaws	34 / 34AV / 34AV12					W22M-US	6048			0,7
Chainsaws	Standard / Deluxe					W22M-US	6048			0,7
SPEECO										
Log Splitters	All Models					W9LM-US	6057	W9LMR-US	6071	0,6
SPEEDEX										
Mowers		B & S Engine	11,8	16,0		W14-US	6033			0,8
Mowers		Kohler Engine	14,7	20,0				T16PR-U	5025	0,8
STAR BLACK & DECKER										
Chainsaws						T20M-U	6039			0,6
STEINER										
Mowers		Onan Engine	14,7	20,0				T16EPR-U	5022	0,8
Mowers		Kubota Engine	15,4	21,0		Q20P-U11	3136	Q20PR-U11	3008	1,1
STIHL										
Blower	BG72 / BG75							W22MPR-U	6043	0,5
Blower	BR106 / BR320 / BR320L / BR400							W22MPR-U	6043	0,5
Blower / Sprayer	SR320 / SR400							W22MPR-U	6043	0,5
Brushcutters / Trimmers	FR106 / FR108							W22MPR-U	6043	0,5
Brushcutters / Trimmers	FS36 / FS40 / FS44							W20MR-U	6025	0,5
Brushcutters / Trimmers	FS51 / FS52 / FS56 / FS62 / FS65 / FS66 / FS90 / FS96							W20MR-U	6025	0,5
Brushcutters / Trimmers	FS60 / FS61 / FS66							W20MR-U	6025	0,5
Brushcutters / Trimmers	FS74 / FS75 / FS80 / FS80R / FS81 / FS85 / FS86							W22MPR-U	6043	0,5
Brushcutters / Trimmers	FS88 / FS106 / FS150 / FS151-015 / FS202-020							W22MPR-U	6043	0,5
Brushcutters / Trimmers	FS160	30 cc	1,4	1,9				W22MPR-U	6043	0,5
Brushcutters / Trimmers	FS180 / FS220	35 cc						W22MPR-U	6043	0,5
Brushcutters / Trimmers	FS280	39 cc	1,9	2,6				W22MPR-U	6043	0,5
Brushcutters / Trimmers	FS200AV / FS200AVE / FS202 / FS202AV							W22MPR-U	6043	0,5
Brushcutters / Trimmers	FS353 / FS353AV							W20FPR-U	3070	0,5
Brushcutters / Trimmers	FS360	52 cc	2,4	3,3				W22MPR-U	6043	0,6
Brushcutters / Trimmers	FS410 / FS410AVE							W22MPR-U	6043	0,5
Brushcutters / Trimmers	FS420	57 cc	2,8	3,8				W22MPR-U	6043	0,5
Brushcutters	HL75 / HL75K	25 cc	0,9	1,2				W22MPR-U	6043	0,5
Brushcutters	HT75	25 cc	0,9	1,2				W22MPR-U	6043	0,5
Brushcutters	HS61	20 cc	0,7	0,9				W20MR-U	6025	0,5
Brushcutters	HS72 / HS74							W22MPR-U	6043	0,5
Brushcutters	HS75 / HS80 / HS85	25 cc	0,9	1,2				W22MPR-U	6043	0,5
Chainsaws	' S ' 10					W22M-US	6048			0,5
Chainsaws	07 / 07S / 08 / 08S	Lighting				W20FP-U	3068	W20FPR-U	3070	0,5
Chainsaws	085 / 08S					W20FS-U	3073	W20FSR-U	6053	0,5
Chainsaws	009 / 009L / 010 / 010AV / 011 / 011AV							W22MPR-U	6043	0,5
Chainsaws	011AV Electronic							W22MPR-U	6043	0,5
Chainsaws	012 / 015 -AV / -AVE / -L / -LE / -R / 017							W22MPR-U	6043	0,5
Chainsaws	020 -AV / -AVH / -AVP / -AVEP / -S / -T / 021							W22MPR-U	6043	0,5
Chainsaws	023 / 023C / 023AV / 023L / 024 / 024AV / 024S / 024WB							W22MPR-U	6043	0,5
Chainsaws	025 / 025AVH / 026 / 026AVP / 026W							W22MPR-U	6043	0,5
Chainsaws	026C / 026CW	Cat						W22MPR-U	6043	0,5
Chainsaws	028 / 028AV / 028AVE / 028S / 028WB							W22MPR-U	6043	0,5
Chainsaws	029 / 030 / 030AV / 031 / 031AV / 031AVE							W22MPR-U	6043	0,5
Chainsaws	032 / 032AV / 032AVE / 034 / 034AV / 034AVEP							W22MPR-U	6043	0,5
Chainsaws	036 / 036AV / 036QS / 036W							W22MPR-U	6043	0,5
Chainsaws	038 / 038AV / 038AVE / 038S / 039							W22MPR-U	6043	0,5
Chainsaws	040 / 040G / 040S	(Light Service = option)				W20M-US	6036	W20MR-U	6025	0,5
Chainsaws	040 / 040G / 040S	(Standard)				W22M-US	6048			0,5
Chainsaws	041 / 041AV / 041AVE / 041FB							W22MPR-U	6043	0,5
Chainsaws	041AVE	Super						W22MPR-U	6043	0,5
Chainsaws	042 / 042AV / 042AVE / 042AVEQ							W22MPR-U	6043	0,5
Chainsaws	044 / 044AVE / 044W							W22MPR-U	6043	0,5
Chainsaws	044C / 044 Cat	Cat						W22MPR-U	6043	0,5
Chainsaws	045 / 045AV / 045AVE							W22MPR-U	6043	0,5
Chainsaws	045AVE	Super						W22MPR-U	6043	0,5
Chainsaws	048 / 048AVE / 050 / 050AV / 051 / 051AV / 051AVE							W22MPR-U	6043	0,5
Chainsaws	055 / 056 / 056AVE / 058AV							W22MPR-U	6043	0,5



KW HP



R



STIHL <i>continued</i>										
Chainsaws	064 / 064AVEP / 064W / 066 / 066W							W22MPR-U	6043	0,5
Chainsaws	070 / 070AV / 071 / 075 / 075AV / 075AVE / 076							W22MPR-U	6043	0,5
Chainsaws	078AVE / 084 / 084AV / 088							W22MPR-U	6043	0,5
Chainsaws	090 /-AV /-N /-E /-G /-R /-S							W22MPR-U	6043	0,5
Chainsaws	FS150 / FS200 / FS410 / SC17							W22MPR-U	6043	0,5
Chainsaws	S10 / Lightning Super					W22M-US	6048			0,5
Chainsaws	SG17 / BG17							W22MPR-U	6043	0,5
Cultivators	FC72 / FC75							W22MPR-U	6043	0,5
Drills	BT106 / BT106C / BT360							W22MPR-U	6043	0,5
Power Equipment	4309-1108					W20FP-U	3068	W20FPR-U	3070	0,5
Saws	TS 08							W22FSR	4024	0,5
Saws	TS50 / TS200					W22MP-US	6049	W22MPR-U	6043	0,5
Saws	TS350 / TS350S / TS360 / TS360S	60 cc	3,0	4,1				W22MPR-U	6043	0,5
Saws	TS400 / TS460		3,2 - 3,5	4,4 - 4,8				W22MPR-U	6043	0,5
Saws	TS510	89 cc	4,0	5,4				W22MPR-U	6043	0,5
Saws	TS760	111 cc	4,8	6,5				W22MPR-U	6043	0,5
STIHL - STIGA										
Mowers	BA 20					W14-US	6033			0,5
Mowers	BB 800 / CB 700					W20M-US	6036	W20MR-U	6025	0,5
Mowers	Park 20008 / Pony 6,8 / President / Privat 8E					W20M-US	6036	W20MR-U	6025	0,5
Mowers	RA Dino 2T					W14-US	6033			0,5
Mowers	RB Dino 4T					W20M-US	6036	W20MR-U	6025	0,5
Mowers	SB 50 Vario-Speed					W20M-US	6036	W20MR-U	6025	0,5
Mowers	Tornado TB300 / TB500					W20M-US	6036	W20MR-U	6025	0,5
STRUNK										
Chainsaws	Tall Timber					W20M-US	6036	W20MR-U	6025	0,7
Chainsaws	Others					W14-US	6033			0,6
SUNBEAM										
Mowers		B & S Engine				W9LM-US	6057	W9LMR-US	6071	0,8
Mowers		Tecumseh Engine				W14LM-US	6035	W14LMR-US	6072	0,8
Mowers		Victa Engine				W20M-US	6036	W20MR-U	6025	0,8
Mowers	(Ø 18mm thread)					L14-U	5000	L14R-U	5049	0,8
SUPER SPLIT										
Log Splitters		B & S Engine				W9LM-US	6057	W9LMR-US	6071	0,6
SUZUKI										
Generators	SW 140 S / SE 3800 S					W16FP-U	4019	W16FPR-U	4192	0,8
Generators	SV 1200(L) / SV 1400 / SV 1500							W20EPR-U	3047	0,8
Generators	SV 2000 / SV 2200 / SV 2300 (.../C/L/S/R)							W20EPR-U	3047	0,8
Generators	SR 1500 / SR 2000 / SD 2000 R							W20EPR-U	3047	0,8
Generators	SV 4000 / SVW 140							W16EPR-U	3021	0,8
Generators	SX 600 / SX 650 R / SX 800 R							W16FPR-U	4192	0,8
Generators	SE 2500(L) / SE 3000(L/C)							W16FPR-U	4192	0,8
Power Equipment	S 80					W14F-U	4012	W14FR-U	4017	0,8
Power Equipment	SE 400 / SE 500 / SE 600 / SE 800 (.../A /-T)							W14MPR-U10	6018	0,7
Power Equipment	SE 1000 / SE 1200 / SE 1500 / SE 2500 / SE 3000							W20FPR-U	3070	0,8
Power Equipment	SE 1800 (-A / K / KL / L / LA)							W20EPR-U	3047	0,8
Power Equipment	SD 650 R / SE700 A / 47 PB / VM 140							W20MPR-U10	6032	0,8
Power Equipment	VM-OHV-B	OHV						W20EPR-U	3047	0,8
Power Equipment	S 150 (.../R) / S 200 (.../A /-R)					W16FP-U	4019	W16FPR-U	4192	0,8
Power Equipment	S 250					W16FP-U	4019	W16FPR-U	4192	0,8
Power Equipment	V 120 / V 160 / V 270					W20EP-U	3043	W20EPR-U	3047	0,8
Pumps	SP 20 (A) / SPT 20 / SP 30 (A)					W20FP-U	3068	W20FPR-U	3070	0,8
Snowthrowers	SS 755					W16FP-U	4019	W16FPR-U	4192	0,8
Snowthrowers	SS 552 / SS 555 (ES)					W20EP-U	3043	W20EPR-U	3047	0,8
Snowthrowers	SS 865 (-E/-ES) / SS 980 (-E/-ES)					W20EP-U	3043	W20EPR-U	3047	0,8
TANAKA										
Auger	JEA-1 / JEA-2C					W20S-U	3075	W20SR-U	3076	0,6
Auger	TEA-30					W22S-U	4027			0,6
Auger	TEA-500					W20M-US	6036	W20MR-U	6025	0,6
Auger	TIA-302 / TIA-305 / TIA-340					W22M-US	6048			0,6
Blower	TBL-505					W20M-US	6036	W20MR-U	6025	0,6
Brushcutters	AST-250	25 cc				W20MP-U	6023			0,6
Brushcutters	AST-5000 / AST-7000					W20MP-U	6023			0,6
Brushcutters	QUM-2 / SUM-3 / SUM-301 / TST-218					W20M-US	6036	W20MR-U	6025	0,6
Brushcutters	SUM-321 / SUM-351					W22M-US	6048			0,6
Brushcutters	TBC-23 / TBC-26 / TBC-30 / TBC-40 / TBC-160					W20M-US	6036	W20MR-U	6025	0,6



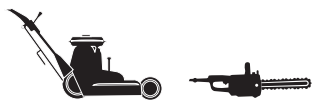
KW HP



R



TANAKA continued													
Brushcutters	TBC-220 / TBC-250 / TBC-500							W20MP-U	6023				0,6
Brushcutters	TBC-162 / TBC-205 / TBC-215 / TBC-218 / TBC-232							W20M-US	6036	W20MR-U		6025	0,6
Brushcutters	TBC-262 / TBC-264 / TBC-265 / TBC-373 / TBC-501							W20M-US	6036	W20MR-U		6025	0,6
Brushcutters	TBC-235 / TBC-300 / TBC-321 / TBC322 / TBC-324							W22M-US	6048				0,6
Brushcutters	TCB-355 / TBC-422 / TBC424							W22M-US	6048				0,6
Brushcutters	TBC-2000 / TBC-2010 / TBC-2200			20 cc				W20MP-U	6023				0,6
Brushcutters	TBC-4000 / TBC-4500 / TBC-5000			20 cc				W20MP-U	6023				0,6
Brushcutters	TUM-220 / TUM-250							W20MP-U	6023				0,6
Brushcutters / Trimmers	THT-16 / THT-23 / THT-162 / THT-200 / THT-210							W20M-US	6036	W20MR-U		6025	0,6
Brushcutters / Trimmers	THT-230 / THT-232 / THT-262							W20M-US	6036	W20MR-U		6025	0,6
Drills	TED-210							W20MP-U	6023				0,6
Drills	TED-232 / TED-260 / TED-262 / TED-262 DH/LH							W20M-US	6036	W20MR-U		6025	0,6
Edger	TLE-500 / TLE-550			50 cc				W22M-US	6048				0,6
Chainsaws	ECS-3 / EBC-1 / QUM-2							W20S-U	3075	W20SR-U		3076	0,7
Chainsaws	ECS-35 / ECS-35B / ECS-35E							W20M-US	6036	W20MR-U		6025	0,7
Chainsaws	ECS-290 / ECS-300 / ECS-320							W20M-US	6036	W20MR-U		6025	0,7
Chainsaws	ECS-330 / ECS-350 / ECS-351 / ECS-355							W20M-US	6036	W20MR-U		6025	0,7
Chainsaws	ECS-3500B / ECS-4000B							W20MP-U	6023				0,7
Chainsaws	ECS-356 / ECS-370							W20M-US	6036	W20MR-U		6025	0,7
Chainsaws	ECS-405 / ECS-415 / ECS-505							W22MP-US	6049	W22MPR-U		6043	0,7
Chainsaws	ECS-506 / ECS-650 / ECS-655							W22MP-US	6049	W22MPR-U		6043	0,7
Power Equipment	EHC-120			63 cc				W22M-US	6048				0,6
Power Equipment	16cc			16 cc	0,6	0,8		W22M-US	6048				0,8
Power Equipment	23cc			23 cc	0,9	1,2		W22M-US	6048				0,8
Power Equipment	30cc / 31cc			30-31 cc	1,2	1,6		W22M-US	6048				0,8
Power Equipment	37cc			37 cc	1,5	2,0		W22M-US	6048				0,8
Power Equipment	J37 / RE11 / D50G							W20S-U	3075	W20SR-U		3076	0,8
Power Equipment	Q22 / QC22							W20M-US	6036	W20MR-U		6025	0,8
Power Equipment	QEG300 / T50							W20M-US	6036	W20MR-U		6025	0,8
Pumps	TCP-381			50 cc				W20S-U	3075	W20SR-U		3076	0,6
TECUMSEH													
Power Equipment	AH 480			2,9	3,9			W14-US	6033				0,7
Power Equipment	AH 520			1,7	2,3			W9P-U	6006	W9PR-U		6007	0,7
Power Equipment	AH 600			2,2	3,0			W20MP-U	6023				0,7
Power Equipment	AV 520			2,2	3,0			W14LM-US	6035	W14LMR-US		6072	0,7
Power Equipment	AV 600			2,8	3,8			W14LM-US	6035	W14LMR-US		6072	0,7
Power Equipment	Centura 40, 50, 55 DX												
Power Equipment	Centura 50 DX												
Power Equipment	Centura 60 OHV / 65 OHV												
Power Equipment	Centura 156 / 172 / 195												
Power Equipment	Geotec 40/172, 50/195												
Power Equipment	H 25												
Power Equipment	H 30 / LAV 30												
Power Equipment	H 35 / HXL 35 / LAV 35												
Power Equipment	H 50 / HS 50 / VH 50 / HH50 / LAV 50 / V 50												
Power Equipment	H 60 / HH 60 / V 60 / VH 60												
Power Equipment	H 70 / HM 70 / HH70 / V 70 / VM 70												
Power Equipment	H 80 / HH 80 / HM 80												
Power Equipment	HH 40 / HS 40												
Power Equipment	HH 60 / VH 60												
Power Equipment	HH 100 / HH140 / HH160 / HH180												
Power Equipment	HHM 80 / V 80 / VM 80												
Power Equipment	HM 100 / VH 100												
Power Equipment	HS 40 / VH 40												
Power Equipment	HSK 300												
Power Equipment	HXL 35												
Power Equipment	HXL 840 / HSK 840												
Power Equipment	LAV 30 / LAV 35 / LAV 40												
Power Equipment	LAV 50 / HS 50 / TVM 125												
Power Equipment	OH 120 / OH 140 / OH 160 / OH 180												
Power Equipment	OVM 120 / OVXL 120 / OVXL(C) 125												
Power Equipment	OVRM 40												
Power Equipment	OVRM 50												
Power Equipment	OVRM 905												
Power Equipment	Prisma 156												
Power Equipment	TCH 200												
Power Equipment	TCH 300												
Power Equipment	TNT 100												
Power Equipment	TVM 140 / TVM 170 / TVM 195 / TVXL 195												
Power Equipment	TVM 170 / TVXL 170												



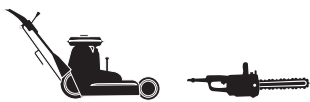
KW HP



R



TECUMSEH <i>continued</i>											
Power Equipment	TVM 195 / TVXL 195				5,9	8,0	W14-US	6033	W14LMR-US	6072	0,8
Power Equipment	TVXL 105			172 cc	2,9	4,0			W14LMR-US	6072	0,7
Power Equipment	TVS 75			127 cc	2,2	3,0			W14LMR-US	6072	0,7
Power Equipment	TVS 90			148 cc	2,6	3,5			W14LMR-US	6072	0,7
Power Equipment	TVS 100				2,9	3,9			W14LMR-US	6072	0,7
Power Equipment	TVS 105			172 cc	2,9	4,0			W14LMR-US	6072	0,7
Power Equipment	TVS 115			188 cc	3,3	4,5			W14LMR-US	6072	0,7
Power Equipment	TVS 120 / TINT 120			197 cc	3,7	5,0			W14LMR-US	6072	0,7
Power Equipment	TVS520 / TVS 600				2,4	3,3	W14LM-US	6035	W14LMR-US	6072	0,7
Power Equipment	TVS 840 / TVXL 840				2,9	4,0	W20MP-U	6023			
Power Equipment	V 50 / AV 600 / AH 817				3,7	5,0	W14-US	6033	W14LMR-US	6072	0,7
Power Equipment	V 50 / AV 600 / AH 817				3,7	5,0	W14-US	6033			0,8
Power Equipment	V 70 / VH 70 / VM 70 / HH 70				5,1	7,0	W14-US	6033			0,8
Power Equipment	Vantage 148 / Geotec 148			148 cc	2,6	3,5			W9LMR-US	6071	0,7
Power Equipment	VM 100 / TVM 220 / TVXL 220				4,4	6,0	W14-US	6033			0,7
Power Equipment	VM 100 / TVM 220 / TVXL 220				7,4	10,0	W14-US	6033			0,8
Tecna. Aspera	AV 125 / AV 175	('75-'83)	Magneto ign.	123 cc	2,6	3,5	W20S-U	3075	W20SR-U	3076	0,7
Tecna. Aspera	AV 520	('75-'83)	Magneto ign.	85 cc	2,2	3,0	W14-US	6033	W14LMR-US	6072	0,7
Tecna. Aspera	AV 600	('75-'83)	Magneto ign.	99 cc	2,6	3,5	W14-US	6033	W14LMR-US	6072	0,7
Tecna. Aspera	BV 133 / BV 150 / BV 153	('75-'83)	Magneto ign.	149 cc	2,6	3,5	W14-US	6033	W14LMR-US	6072	0,7
Tecna. Aspera	BV 172 / BV173	('75-'83)	Magneto ign.	173 cc	2,9	4,0	W14-US	6033	W14LMR-US	6072	0,7
Tecna. Aspera	H 30 / HB 30	('75-'83)	Magneto ign.	127 cc	2,2	3,0	W14-US	6033	W14LMR-US	6072	0,7
Tecna. Aspera	H 35 / HBL 35	('75-'83)	Magneto ign.	149 cc	2,6	3,5	W14-US	6033	W14LMR-US	6072	0,7
Tecna. Aspera	HS 30 / HBL 30	('75-'83)	Magneto ign.	127 cc	2,2	3,0	W14-US	6033	W14LMR-US	6072	0,7
Tecna. Aspera	HS 35 / HBL 35 / HBP 40	('75-'83)	Magneto ign.	173 cc	2,9	4,0	W14-US	6033	W14LMR-US	6072	0,7
Tecna. Aspera	LAV 30	('75-'83)	Magneto ign.	127 cc	2,2	3,0	W14-US	6033	W14LMR-US	6072	0,7
Tecna. Aspera	LAV 35	('75-'83)	Magneto ign.	149 cc	2,6	3,5	W14-US	6033	W14LMR-US	6072	0,7
Tecna. Aspera	LAV 153	('75-'83)	Magneto ign.	149 cc	2,6	3,5	W14M-US	6034	W14MR-U	6019	0,7
Tecna. Aspera	LAV 40 / LAV 172	('75-'83)	Magneto ign.	173 cc	2,9	4,0	W14-US	6033	W14LMR-US	6072	0,7
Tecna. Aspera	MV 100 / MV 100 S	('75-'83)	Magneto ign.	99 cc	2,6	3,5	W14-US	6033	W14LMR-US	6072	0,7
Tecnamotor	BVL 198			198 cc	3,7	5,0			W14LMR-US	6072	0,7
Tecnamotor	Premier 55 OHV		OHV	173 cc	4,0	5,5			W22ESR-U	3098	0,7
Tecnamotor	RV 173 / BVL 173			173 cc	2,9	4,0			W14LMR-US	6072	0,7
Tecnamotor	Synergie 40			173 cc	2,9	4,0			W14LMR-US	6072	0,7
Tecnamotor	Synergie 55 OHV		OHV	173 cc	4,0	5,5			W22ESR-U	3098	0,7
Tecnamotor	Vantage 35 / 40								W14LMR-US	6072	0,7
TONDU											
Brushcutters	16 / 22cc						W22M-US	6048			0,5
Brushcutters	35cc						W20M-US	6036	W20MR-U	6025	0,5
Chainsaws	30F / 35F / 42F						W22MP-US	6049	W22MPR-U	6043	0,6
TOPSO											
Chainsaws	E501AV / E511AVB						W20MP-U	6023			0,5
Chainsaws	E601AV / E611AVB						W20MP-U	6023			0,5
Chainsaws	E700AV / E710AVB						W20MP-U	6023			0,5
TORO											
Mowers	215 CID	(Standard)	Chevrolet Engine						T16PR-U	5025	0,8
Mowers	215 CID	(Heavy load = option)	Chevrolet Engine						T20PR-U	5035	0,8
Mowers	AENLD		Wisconsin Engine				L14-U	5000	L14R-U	5049	0,8
Mowers	B48G		Onan Engine						T16EPR-U	5022	0,8
Mowers	K17		Kohler Engine						T14PR-U	5020	0,8
Mowers	K141 / K181		Kohler Engine				W14-US	6033			0,8
Mowers	K321 / K532 / K582		Kohler Engine				W16LS	3035			0,8
Mowers	M14		Kohler Engine	10,3	14,0				T14PR-U	5020	0,8
Mowers	NHB		Onan Engine				W20ES-U	3051	W20ESR-U	3057	0,8
Mowers	R839		Teleclyne				W22FP-U	4021	W22FPR-U	4022	0,8
Mowers			B & S Engine				W9LM-US	6057	W9LMR-US	6071	0,8
Mowers			Kioritz Engine				W20M-US	6036	W20MR-U	6025	0,8
Mowers			Tecumseh Engine				W14LM-US	6035	W14LMR-US	6072	0,8
TOYOTA											
Lift Trucks	02FG32 / 02FG35 / 02FG40		F Eng.						W14EXR-U	3013	0,8
Lift Trucks	2FG50 / 2FG60		2F Eng. (6 Cyl.)						W14EXR-U	3013	0,8
Lift Trucks			3P						W16ESR-U	3110	0,8
Lift Trucks			2P Eng.						W14EXR-U	3013	0,8
Lift Trucks	(-07.83)		4P Eng. (4 Cyl.)	1493 cc					W14EXR-U	3013	0,8
Lift Trucks	(08.83-08.86)		4P (4 Cyl.) / 2R Eng.	1493 cc					W16EXR-U	3031	0,8
Lift Trucks	(09.86-)		4P Eng. (4 Cyl.)	1493 cc					W9EXR-U	6044	0,8
Lift Trucks	(09.86-) (Spark plug with extra gasket)		4P Eng. (4 Cyl.)	1493 cc					W9EXR-U/Cu	6056	0,8
Lift Trucks			5R (5P Eng.) (4 Cyl.)	1990 cc					W16EXR-U	3031	0,8



KW HP



R



TOYOTA <i>continued</i>											
Lift Trucks	7-Series (7FGCU 15, 18, S20)	4Y (2,3 OHV 2V)	2237 CC	32,0	44,0		W9EXR-U	6044	0,8		
Lift Trucks	7-Series (7FGCU 20, 25, 30, 32)	4Y (2,3 OHV 2V)	2237 CC	39,0	53,0		W9EXR-U	6044	0,8		
TROMECA											
Brushcutters	200 / 260 / 260D						W22MP-US	6049	W22MPR-U	6043	0,5
Brushcutters	400A / 460AVS						W22MP-US	6049	W22MPR-U	6043	0,5
Brushcutters	8420 / 8510 / 8515						W22MP-US	6049	W22MPR-U	6043	0,5
Chainsaws	935F / 942 / 946 / 951 / 999F						W22MP-US	6049	W22MPR-U	6043	0,5
Mowers	20805 (Quantum)	B & S Engine	2,9	4,0			W9LM-US	6057	W9LMR-US	6071	0,7
Mowers	20805 (Quantum XTE)	B & S Engine	3,7	5,0			W9LM-US	6057	W9LMR-US	6071	0,7
Mowers	LM 21SP2K (FC180V)	Kawasaki Engine					W20EP-U	3043	W20EPR-U	3047	0,7
Mowers	LM 21SP2S (SB152)	F & S Engine					W16FS-U	3034	W16FSR	3033	0,7
Mowers	LM 21SP3S (ST204)	F & S Engine					M14	5001			0,6
Mowers	TR 346P (Prisma 37)	Tecnamotor					W14LM-US	6035	W14LMR-US	6072	0,7
Mowers	TR 4431BS / TRT 4431BS (Sprint 375) B & S Engine						W9LM-US	6057	W9LMR-US	6071	0,7
Mowers	TR 500T (Quantum XM40)	B & S Engine					W9LM-US	6057	W9LMR-US	6071	0,7
Mowers	TRT 443 / TRP 443 (Quantum XM35)	B & S Engine					W9LM-US	6057	W9LMR-US	6071	0,7
Mowers	TRT 4481BQ / TRT 4481BOD (Quantum XTE50)	B & S Engine					W9LM-US	6057	W9LMR-US	6071	0,7
Mowers	TRT 4481K (FC150)	Kawasaki Engine					W20EP-U	3043	W20EPR-U	3047	0,7
Mowers	TRT 4481S (SB140SL)	F & S Engine						W16PR-U	3037	0,7	
Mowers	TRT 5471BQ (Quantum XTL50)	B & S Engine					W9LM-US	6057	W9LMR-US	6071	0,7
Mowers	TRT 5471BQD (Quantum XTL50DE)	B & S Engine					W9LM-US	6057	W9LMR-US	6071	0,7
Mowers	TRT 5471S (SB140SL)	F & S Engine						W16PR-U	3037	0,7	
Mowers	TRT 5531BQ (Quantum XTL50)	B & S Engine					W9LM-US	6057	W9LMR-US	6071	0,7
Mowers	TRT 5531BQD (Quantum XTL50DE)	B & S Engine					W9LM-US	6057	W9LMR-US	6071	0,7
Mowers / Brushcutters	AS 21AB / AS 21A81 (AS Motor)		3,3	4,5			W16FS-U	3034	W16FSR	3033	0,7
Mowers / Brushcutters	AS 21BS (Quantum)		3,7	5,0			W9LM-US	6057	W9LMR-US	6071	0,7
Mowers / Brushcutters	AS 22F (AS Motor)		5,1	7,0			W16FS-U	3034	W16FSR	3033	0,7
Mowers / Brushcutters	AS 21 165 (AS Motor)		5,1	7,0			W16FS-U	3034	W16FSR	3033	0,7
Mowers / Brushcutters	AS 26A82 / AS 26A92 (AS Motor)		5,1	7,0			W16FS-U	3034	W16FSR	3033	0,7
Mowers / Brushcutters	AS 27A82 / AS 27A92 (AS Motor)		5,1	7,0			W16FS-U	3034	W16FSR	3033	0,7
Mowers / Brushcutters	AS 53B1 / B1R (AS Motor)		5,1	7,0			W16FS-U	3034	W16FSR	3033	0,7
Mowers / Brushcutters	Montana BQ5 (XM I/C)						W9LM-US	6057	W9LMR-US	6071	0,7
Brushcutters	TE22F / TE22R / TE26 / TE30 / TE40 / TE40GT / TE41						W22MP-US	6049	W22MPR-U	6043	0,7
TRU - CUT											
Mowers		B & S Engine					W9LM-US	6057	W9LMR-US	6071	0,8
Mowers	Honda	OHV					W16EP-U	3018	W16EPR-U	3021	0,8
TURF BLAZER											
Mowers		Kohler Engine					W14L	6013			0,8
Mowers		Wisconsin Engine					L14-U	5000	L14R-U	5049	0,8
U.S. ENGINES											
Power Equipment	354 / 415 / 354SP / 414SP						W22MP-US	6049	W22MPR-U	6043	0,8
UNICORN											
Log Splitters							W20M-US	6036	W20MR-U	6025	0,6
VANN											
Log Splitters							W20S-U	3075	W20SR-U	3076	0,6
VAP											
Brushcutters	CBT45 / DB23 / DB24 / DB28 / DB33 / DB47 / DB49						W22MP-US	6049	W22MPR-U	6043	0,5
Chainsaws	530 / 535 / 542 / 548 / 553 / 570						W22MP-US	6049	W22MPR-U	6043	0,5
Mowers	46 T37 (Prisma 37)	Tecnamotor					W14LM-US	6035	W14LMR-US	6072	0,7
Mowers	Border F4 / F4A (Prisma 37)	Tecnamotor					W14LM-US	6035	W14LMR-US	6072	0,7
Mowers	Boxer F2 / F2A (MV100S)	Tecnamotor					W14LM-US	6035	W14LMR-US	6072	0,7
Mowers	Boxer F4A37 / F4AE37 (Prisma 37)	Tecnamotor					W14LM-US	6035	W14LMR-US	6072	0,7
Mowers	Pointer F4 .37 (Prisma 37)	Tecnamotor					W14LM-US	6035	W14LMR-US	6072	0,7
Mowers	Springer B5A (Quantum 50)	B & S Engine					W9LM-US	6057	W9LMR-US	6071	0,7
Mowers	Springer F5A / F5AE (Synergie 40)	Tecnamotor					W9LM-US	6057	W9LMR-US	6071	0,7
Mowers	Springer K5A / FC150	Kawasaki Engine					W20EP-U	3043	W20EPR-U	3047	0,7
VICTA											
Mowers	2-Stroke		125 cc				W16FS-U	3034	W16FSR	3033	0,5
Mowers	2-Stroke		160 cc				W20M-US	6036	W20MR-U	6025	0,6
Mowers	4-Stroke		148 cc				W14-US	6033			0,8
Mowers	500 Twin						W14-US	6033			0,6
Mowers	Compact 400						W14-US	6033			0,6
Mowers	Impala 4Mk II						W14-US	6033			0,8
Mowers	Super Professional / Super 24						W20M-US	6036	W20MR-U	6025	0,6



KW HP



R



VICTA <i>continued</i>								
Mowers	Tit- a cut			W20M-US	6036	W20MR-U	6025	0,6
Mowers	VC / VC 160 Mustang Mk II			W20M-US	6036	W20MR-U	6025	0,6
WACKER								
Chainsaws	BTS 9 / 12 / 14			W22MP-US	6049	W22MPR-U	6043	0,5
Chainsaws	BTS 10 / 11 / 13			W22MP-US	6049	W22MPR-U	6043	0,5
WARDS								
Chainsaws	24000A / 24001A / 24002A / 24002B / 24002C / 24003A			W22M-US	6048			0,7
Chainsaws	24005A / 24005B / 24006A / 24006B / 24007A / 24007B			W22M-US	6048			0,7
Chainsaws	24008A / 24008B / 24025A / 24025B / 24027A / 24028B			W22M-US	6048			0,7
Chainsaws	24030A / 24031A / 24032A / 24033A / 24034A / 24035A			W22M-US	6048			0,7
Chainsaws	24036A / 24036B / 24036C / 24036D / 24037A / 24038A			W22M-US	6048			0,7
Chainsaws	24040A / 24040B / 24040C / 24045A			W22M-US	6048			0,7
Chainsaws	24050A / 24052A / 24054A / 24056A / 24062 / 24064			W22MP-US	6049	W22MPR-U	6043	0,7
Chainsaws	24066 / 24068 / 24078 / 24084 / 24086			W22MP-US	6049	W22MPR-U	6043	0,7
Chainsaws	24087A / 24089A / 24090A / 24094A / 24095A / 30000A			W22M-US	6048			0,7
Chainsaws	24102-9 / 24100-1 / 24103-6			W20M-US	6036	W20MR-U	6025	0,7
Chainsaws	24148			W14-US	6033			0,7
Chainsaws	30004A / 30008A / 30012A / 30016A / 30020A / 30024A			W22M-US	6048			0,7
Chainsaws	TMC - 24060A			W20S-U	3075	W20SR-U	3076	0,7
Chainsaws	TMC - 24072A / TMC - 24075A / TMC - 24075B			W22M-US	6048			0,7
Chainsaws	TMC - 24085A / TMC - 24095A			W22M-US	6048			0,7
WAYNE								
Chainsaws	225 cu.in	Chrysler Engine		W16EP-U	3018	W16EPR-U	3021	0,7
Chainsaws	318 cu.in	Chrysler Engine		W16EP-U	3018	W16EPR-U	3021	0,7
WEBB								
Mowers	All Models	B & S Engine		W9LM-US	6057	W9LMR-US	6071	0,7
Mowers	All Others			W20M-US	6036	W20MR-U	6025	0,8
WEED EATER								
Mowers		Fuji Engine		W22M-US	6048			0,8
Mowers		Kioritz Engine		W20M-US	6036	W20MR-U	6025	0,8
Mowers		Tecumseh Engine		W14-US	6033			0,8
Mowers	Model 657			W9LM-US	6057	W9LMR-US	6071	0,8
Mowers	Model 1000			W22FS-U	4025	W22FSR	4024	0,8
WEGELE								
Mowers	All Models			L14-U	5000	L14R-U	5049	0,8
WEST BEND								
Chainsaws	All Models			W20M-US	6036	W20MR-U	6025	0,7
WHEEL HORSE								
Mowers		B & S Engine		W9LM-US	6057	W9LMR-US	6071	0,8
Mowers		Renault Engine		W20FP-U	3068	W20FPR-U	3070	0,8
Mowers	B43M	Onan Engine		W16LS	3035			0,8
Mowers	K181	Kohler Engine		W14-US	6033			0,8
Mowers	K241 / K301 / K321	Kohler Engine		W16LS	3035			0,8
Mowers	K341 / K532	Kohler Engine		W16LS	3035			0,8
Mowers	K717	Kohler Engine				T14PR-U	5020	0,8
WHITE								
Log Splitters				W14-US	6033			0,7
WIZARD								
Chainsaws	010 / 012 / 014 / AV14 / AV16 / 110 / 112 / 212			W20M-US	6036	W20MR-U	6025	0,7
Chainsaws	314 / 316 / 420 / 430 / 430B / AV10 / AV16			W20M-US	6036	W20MR-U	6025	0,7
Chainsaws	AV18 / B013			W20MP-U	6023			0,7
Mowers	2-Stroke	Clinton Engine		W14L	6013			0,6
Mowers	Power Product			W20M-US	6036	W20MR-U	6025	0,8
Mowers	Propulsion VE901R			W9-U	6004			0,8
Mowers		Clinton Engine		W20M-US	6036	W20MR-U	6025	0,6
WOOD WACKER - I								
Chainsaws		B & S Engine		W9LM-US	6057	W9LMR-US	6071	0,7
WOODCHUCK								
Chainsaws	172 cu.in	Ford Engine		W14L	6013			0,7
Chainsaws	300 / 330 cu.in	Ford Engine				MA20R-U	5014	0,7



KW HP



R



WOODSMAN							
Log Splitters						W20M-US 6036	W20MR-U 6025 0,6
WOODWARDS							
Mowers		B & S Engine				W9LM-US 6057	W9LMR-US 6071 0,6
WRIGHT							
Chainsaws	104 / 104D / 111 / 121 / 122A / 122CVA					W20M-US 6036	W20MR-U 6025 0,7
Chainsaws	136 / 137A / 140 / 141A					W20M-US 6036	W20MR-U 6025 0,7
Chainsaws	C40 / C40D / C70 / C70G / C70D					W20S-U 3075	W20SR-U 3076 0,6
Chainsaws	GS218 / GS2520 / C250 / C250D / C50SG					W9-U 6004	
Chainsaws	GS2016 / B316					W9P-U 6006	W9PR-U 6007 0,6
Chainsaws	GS4520 / GS5020 / GS5020A / B520					W14M-US 6034	W14MR-U 6019 0,7
YAMAHA							
Engines	MF 150 A / MF180 (.../A /-AR /-AS /-S /-SR)					W20FP-U 3068	W20FPR-U 3070 0,6
Engines	MF 260 (A /-AR /-S /-SR)					W20FP-U 3068	W20FPR-U 3070 0,6
Engines	MF 410 (A /-AR /-S /-SR)					W20FP-U 3068	W20FPR-U 3070 0,6
Generators	EF 600	4-Stroke	70 cc	0,9	1,2		W20MPR-U10 6032 0,8
Generators	EF 600 (L=12.7mm thread)	4-Stroke	70 cc	0,9	1,2		W20FPR-U 3070 0,7
Generators	EF 1000 / EF 1200(A)	4-Stroke		1,3 - 1,8	1,7 - 2,5		W20FPR-U 3070 0,7
Generators	EF 1400 / EF 1700	4-Stroke		1,8 - 2,4	2,4 - 3,3		W20FPR-U 3070 0,7
Generators	EF 2000 / EF 2100	4-Stroke					W20FPR-U 3070 0,7
Generators	EF 2200 / EF 2400	4-Stroke					W20FPR-U 3070 0,7
Generators	EF 2500 / EF 2600	4-Stroke					W20FPR-U 3070 0,7
Generators	EF 2800 / EF 3200	4-Stroke					W20FPR-U 3070 0,7
Generators	EF 2800 HK / EF 2800 K	4-Stroke					W14FPR-U 4184 0,7
Generators	EF 3600 / EF 3800	4-Stroke					W20FPR-U 3070 0,7
Generators	EF 4000 (.../DV/-E) / EF 4300	4-Stroke					W20FPR-U 3070 0,7
Generators	EF 4400 (.../E/-DV/-DVE)	4-Stroke	412 cc	4,8	6,5		W20FPR-U 3070 0,7
Generators	EF 5400 (E)	4-Stroke		5,9	8,0		W16EPR-U 3021 0,7
Golf car	G1A / G3					W16FP-U 4019	W16FPR-U 4192 0,7
Golf car	GE					W14F-U 4012	W14FR-U 4017 0,7
Golf car	G2A / G9A					W16ES-U 3025	W16ESR-U 3110 0,5
Mowers	YLM 342 / YLM 346	4-Stroke				W14E 6009	
Mowers	YLM 446 / YLU 446	4-Stroke		3,2	4,4		W16EPR-U 3021 0,7
Mowers	YLM 453	4-Stroke		3,4	4,6		W16EPR-U 3021 0,7
Mowers	YLM 466 OHV	4-Stroke				W16EP-U 3018	W16EPR-U 3021 0,7
Mowers	YLM 553 / YLU 553	4-Stroke		3,2	4,4		W16EPR-U 3021 0,7
Mowers	YLM 653	4-Stroke		3,4	4,6		W16EPR-U 3021 0,7
Pumps	YP 20 GN	4-Stroke		2,6	3,6	W14FP-U 4013	W14FPR-U 4184 0,7
Pumps	YP 30 GK / YP 30 GN	4-Stroke		2,6	3,6		W14FPR-U 4184 0,7
Pumps	YP 30 GX (L=19.0mm thread)						W16EPR-U 3021 0,7
Pumps	YP 20 TA / YP 30 TA / YP 40 TA						W20FPR-U 3070 0,7
Snowthrowers	YS 220	2-Stroke	80 cc	1,5	2,0		W16FPR-U 4192 0,7
Snowthrowers	YS 524 (TE)	4-Stroke		3,7	5,0		W14EPR-U 6011 0,7
Snowthrowers	YS 624	4-Stroke	200 cc	4,4	6,0		W14FPR-U 4184 0,7
Snowthrowers	YS 828	4-Stroke	290 cc	5,9	8,0		W14FPR-U 4184 0,7
Tractors	YBC 20 S/ YBC 20 D						W20MPR-U10 6032 0,8
Tractors	YBC 30 D/ YBC 40 D / YBC 50 D						W20MPR-U10 6032 0,8
Tractors	YT 3600	4-Stroke	360 cc	8,8	12,0		W14EPR-U 6011 0,7
YARD-MAN							
Log Splitters		B & S Engine				W9LM-US 6057	W9LMR-US 6071 0,6
Mowers		Tecumseh Engine				W14-US 6033	
Mowers		B & S Engine				W9LM-US 6057	W9LMR-US 6071 0,8
YARDSMITH							
Mowers	All Models					W9LM-US 6057	W9LMR-US 6071 0,8
YAZOO (KEES)							
Mowers		B & S Engine				W9LM-US 6057	W9LMR-US 6071 0,8
Mowers	EY18W / EY18/3W	Wisconsin Engine				W16FS-U 3034	W16FSR 3033 0,8
Mowers	TJD	Wisconsin Engine				L14-U 5000	L14R-U 5049 0,8
ZUNDAPP							
	685 015 /-025 /-035 /-045 /-055					W14-US 6033	